

What is the phonics screen?

What is the Phonics Screening Check?

In June, children in Year 1 throughout the country will all be taking part in a phonics screening check. Children in Year 2 will also take the check if they did not achieve the required result when in Year 1 or they have not taken the test before.

The phonics screening check is designed to confirm whether individual children have learnt phonic decoding and blending skills to an appropriate standard.

What Happens During the Screening?

The test contains 40 words. Each child will sit one-to-one and read each word aloud to a teacher. The test will take approximately 10 minutes per child, although all children are different and will complete the check at their own pace. The list of words the children read is a combination of 20 real words and 20 pseudo words (nonsense words).

Pseudo Words (Nonsense Words)

The pseudo words will be shown to your child with a picture of an alien. This provides the children with a context for the pseudo word which is independent from any existing vocabulary they may have. Pseudo words are included because they will be new to all pupils; they do not favour children with a good vocabulary knowledge or visual memory of words.

When children are taught phonics they learn about:

Phonemes: single letter sounds, like a, b, c, d, e...

Digraphs: sounds made with two letters, like, sh, ch, th, ee, oo, ng, ai, oa, oi, or, ur, ar, ou, ie, ow, ue

Split digraphs: a-e, i-e, o-e in words like wave, like, pole

Trigraphs: sounds made with 3 letters, like, igh, air, ure

Tips when reading words:

Draw sound buttons and lines, this helps to identify the sounds within the word:

greet



Sound button under phonemes

Sound line under digraphs/trigraphs





















Example words: Write the word and your child can draw the sound lines and buttons to help them when reading.

Websites that support phonics skills:

www.phonicsplay.co.uk

www.letters-and-sounds.com

www.oxfordowl.co.uk

| Real Words | | Nonsense Alien Words | |
|------------|---------|-----------------------------------------------------------------------------------------------|-----------------------------------------------------------------------------------------------|
| zoo | coin | woid  | shrop  |
| sight | photo | ump  | quape  |
| cloud | skate | proy  | smizz  |
| whip | flute | yaup  | blinch  |
| oyster | straw | thisk  | snoul  |
| burger | first | phode  | luft  |
| text | graph | scund  | whunkey  |
| handshake | script | froe  | prinker  |
| shelf | glass | spirl  | thunk  |
| drawing | haircut | cobweeb  | grelt  |