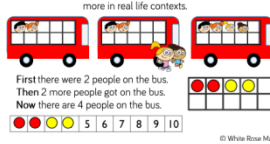





Week beginning 4th May 2020- Reception Challenge Activity Grid -

	English	Maths	Phonics	Topic
Monday	<p>Do you have the story 'The Snail and the Whale' by Julia Donaldson? If you do, can you share it together? If not, there is an animated version that you can watch on BBC iplayer - https://www.bbc.co.uk/iplayer/episode/m000cslw/the-snail-and-the-whale</p>	<p>Play a game of I count, you count. Take it in turns to say the next patterns of numbers. 1,2 3,4 5,6 7,8 etc 1,2,3 4,5,6 7,8,9 etc 3,4,5,6 7,8,9,10 etc</p> <p>If you have access to the internet, there is an episode of Numberblocks which introduces numbers in order and adds 1 more. https://www.youtube.com/watch?v=rOVQwPGuRPY</p> <p>If you have access to the internet, there is a good counting game to play on top marks https://www.topmarks.co.uk/learning-to-count/underwater-counting</p>	<p>We are thinking about the digraph ng. If you can access the internet then why not watch Geraldine the giraffe video? if not, can you write an n and g next to each other and work together to think of things that might contain the sound ng https://www.youtube.com/watch?v=vQshNmncnBs</p> <p>Adult to write 4 captions on paper - child to read and draw a picture to match., Alternatively you can print our grid as a pdf from the blog (ng activity) I am a king. Look at the ring. We can sing. I like ping pong.</p>	<p>The main character in this week's story is a snail. Can you find out more about snails? There is a PowerPoint slide show on Twinkl to get you started - https://www.twinkl.co.uk/resource/t-sc-270-snails-powerpoint</p> <p>Where do snails live? What do they eat? Why do they have a shell?</p> <p>We have included a sheet showing a diagram of a snail, can you add the labels?</p>
Tuesday	<p>What can you remember about the story from yesterday? Can you tell a grown-up which characters were in the story and what happened? Can you draw a picture of your favourite part of the story? You could write a sentence to go with it!</p>	<p>Use first, then now to tell simple maths stories to practise adding more in real life contexts.</p>  <p>First there were 2 people on the bus. Then 2 more people got on the bus. Now there are 4 people on the bus.</p> <p>Repeat the bus activity - using the vocabulary First, more, then, whilst using any toys / fruit on plate / flowers in garden, drawing</p>	<p>We are thinking about the digraph ai. If you can access the internet then why not watch Gerladine the giraffe's episode on ai? if not, can you write an a and i next to each other and work together to think of things that might contain the sound ai https://www.youtube.com/watch?v=LnXaN-CvR9s</p> <p>Can you write a list of words containing ai? You could also download our 'ai' labelling activity' from the reception blog.</p>	 <p>Can you make a colourful snail? You could use recycled cd's, paper plates, cake cases or a pebble as the shell. Ask a grown up to search 'snail crafts for kids' to see lots of different ideas!</p>
Wednesday	<p>There are lots of rhyming words in the story. Listen or watch again and see how many you can find. You could make a list of some pairs of rhyming words, or think of some of your own!</p>	<p>Number track race</p> <p>Provide number tracks and a 1-3 dice.</p> <p>The children take turns to roll the die and count on 1, 2 or 3 as they move along or fill up the track. The first to reach 10 wins the game. This can also be done outside with children jumping along giant tracks.</p> <p><i>NB: It is easier for children to fill the track by adding counters than to 'jump' a counter along the track.</i></p> 	<p>Today we are thinking about the vowel digraph 'ee'. If you have access to the internet, there is an alphablocks video and song for 'ee' https://www.youtube.com/watch?v=2Eunmvl ex0c</p> <p>Play spot the sound. Have some cups or containers upside down and label them with some of the digraphs - sh, ch, th, ng, ai, ee Place a small toy under a cup whilst the guesser has their eyes shut. Can they guess the right cup the toy is under, using the sounds?</p>	<p>Another important character in the story is the whale. Can you find out some information about whales?</p> <p>Where do they live? What do they eat? Why do they have a blowhole?</p> <p>Can you make a list of some other creatures that you know live under the sea?</p>
Thursday	<p>There are also lots of describing words in the story. These are words that tell us more about something! Draw a picture of the snail or the whale (or both if you want to be super busy!) and try to add some words to describe it. You could even use these words in a sentence. (The <i>slimy</i> snail has a <i>hard</i> shell)</p>	<p>Have you got a counting game at home? snakes and ladders, ludo, if you haven't, we have uploaded one to our blog that you can download. Snakes and ladders to 20, or 4 in a row challenge game.</p> <p>Can you play the game and count on the correct number of spots that you roll on the dice?(if you don't have a dice, but you have access to the internet then you can use one online https://eslkidsgames.com/classroom-dice)</p>	<p>Today you could practice blending sounds together to read words. If you have magnetic letters you could use them, or you could write letters and digraphs on pieces of paper, then you could take it in turns to put 3 phonemes together to make a word - sound the word out as you do it, eg k-ee-p Try to use some of the phonemes introduced this week and last.</p> <p>Possible words could be k i ng, sh ee p th i ng, th i ck sh i p, r ai n, ch o p, p ai n, If you want to do a larger scale and jump along them then this is what we do at school!</p>	 <p>Can you make a 3d whale or a whale picture? If you google 'whale crafts for kids' you will find loads of inspiration. Have fun!</p>
Friday	<p>Can you make up your own story about two creatures that go on a big adventure together? You could tell the story, then draw pictures or write sentences to show what happens.</p>	<p>There is an episode of Numberblocks which introduces addition to the children. https://www.youtube.com/watch?v=sSgGCY_L6CY</p> <p>Practise adding 2 groups together today. You can use anything that you have ... cereals, raisins, sweets, toys, pencils etc. place a group of objects up to 5 out, add some more up to 5 - how many altogether? encourage children to count on.</p> <p>In addition there is a mini beast counting on activity uploaded to the blog.</p>	<p>Play look cover write and check using the words all, you, are Did you spell them right? Can you write a sentence with each of the words? Look a word. Say it aloud a few times. Cover it up with a piece of paper or their hand. Write the spelling next to the original word. Check their version to see if they got it right</p>	<p>'Sea Science' day – we have put links on our blog to some sea themed experiments that you could try out!</p> <p>You can also find them at https://www.twinkl.co.uk/resource/t-t-252425-eyfs-under-the-sea-science-experiments-resource-pack</p>

Please send us photos of your child working or of their work and we can add it to the Facebook gallery, it would be lovely to see what they do! 😊