











Week beg: 22nd June 2020 - Reception Challenge Activity Grid – Rumble in the Jungle

	English	Maths	Phonics	Topic
Monday	<p>This week we are going to read 'Rumble in the Jungle' by Giles Andreae</p> <p>If you do not have the book at home you will find an online version here: https://www.youtube.com/watch?v=ijBi2sD2IUQ</p>  <p>Talk to a grown up about the story and what happened in it.</p>	<p>This week we are learning about odd and even numbers. We normally start by helping the children to understand that quantities that can be shared into 2 equal groups with none left over, are even. Those that cannot are odd.</p> <p>Encourage your child to investigate whether small quantities of objects are odd or even, by sharing them into 2 groups. Prompt them to recognise the numbers that they can do this with, and the numbers that they cannot. You could try writing them down to help them to remember, writing odd numbers on one side of some paper and even on the other.</p> <p>We usually introduce them to a little saying to help them to remember: '0,3,5,9 hang your odd socks on the line, 2,4,6,8,10 are even numbers, now start again!'</p>	<p>We have now finished revising all of the phase 3 sounds, so we are now working on consolidating all of these sounds and working on reading and writing them as part of longer words. To do this, we also need to learn about something known as 'consonant blends.' This means two consonants that can both be heard, next to each other in a word - for example 'br / gr / cl / lk / lp' These sounds are often found at the start or end of a word (milk, tent, brush, grass)</p> <p>There is a Geraldine Giraffe video that you can watch about blends here: https://www.youtube.com/watch?v=FwVSSx3h0U</p>	<p>The animals in this week's book all live in the jungle. Can you find out some information about jungles?</p> <ul style="list-style-type: none"> • Which is the largest jungle in the world? • How big is a jungle? • Who lives in a jungle? • Where does each animal live in the jungle? • What do animals eat in a jungle? <p>You can find out some interesting facts using this Powerpoint: https://www.twinkl.co.uk/resource/t-t-11898-eyfs-jungle-facts-powerpoint Then play this interactive game: https://www.twinkl.co.uk/resource/t-t-152264-what-am-i-jungle-animal-powerpoint</p>
Tuesday	<p>Can you recall some of the animals from the story? Choose a jungle animal, it can be an animal that is not in the book if you prefer...can you find out some facts about your chosen animal and write some sentences.</p>	<p>You can watch the Numberblocks episode all about odd and even numbers here: https://www.youtube.com/watch?v=E3ux8I9npas</p> <p>Play the 'Odd or Even Coconut' game at Topmarks – https://www.topmarks.co.uk/learning-to-count/coconut-odd-or-even</p> <p>You can choose your own number settings so that you play with numbers to 10, 20 or even higher for those of you who really like a challenge!</p>	<p>This week we are going to focus on 'final blends' where the blend appears at the end of the word.</p>  <p>Using the blends sound mat to help, can you think of some words that contain some of these blends at the end of the word? Write some down and then try to use one to write a sentence.</p>	<p>Practise your cutting skills by downloading our jungle themed cut outs</p>  <p>from the blog. You could use your pictures to create a large jungle collage!</p>
Wednesday	<p>Today we are thinking about the rhyming words in this book. Can you make a list of all of the rhyming words?</p> <p>Choose a few of the words from your list and see if you can think of any more words that rhyme with each one.</p>	<p>Download our odds and evens sandcastles (or you could draw your own).</p>  <p>Count the spots, and work out whether it is an odd or even number. Colour the odd numbers one colour and the even another colour. Can you see any patterns? Is there anything you notice about the shape of the spots on all of the odd numbers?</p>	<p>Read and circle the word. Can you find the final blend?</p>  <p>You can either download these handy sheets from our blog, or draw/write your own. You could just write the words and ask your child to circle the word that you say, they could even draw the picture after finding the word you say. It is always a good idea to ask the children to use the words in a sentence so they get used to using words in correct context.</p>	<p>Are you ready for a challenge? Have a go at drawing some jungle animals. You can download these step by step guides to help you!</p> 
Thursday	<p>If you were a jungle animal, which one would you choose to be? Can you draw a picture of the animal and write a sentence to say why you would want to be that animal?</p> <p>'If I lived in the jungle I would be ...'</p>	<p>Today we have a playful activity for you – an odd and even tea party! Check out the link on our blog for more details.</p> 	<p>Adults, we need your help for today's activity. Please write these words onto pieces of paper, or around your garden with chalk:</p> <p>tent, milk, bump, test, hand, wind, melt, bank, golf, soft, went, silk, jump, nest, sand, pond, felt, sink, gift.</p> <p>Ask the children to go on a word hunt to find each one. When they find a word, ask them to blend the sounds and read it. If they get it correct, they get to keep it. Challenge them to see how many they can keep in 5 minutes.</p> <p>Extra ideas for this set of words: Can you match the pairs of words with the same final blends? Which word is the odd one out as it does not have a match? Can you find any pairs of rhyming words?</p>	<p>Can you match the adult animals to their young? Download the picture cards from the blog and have a go. You could even use them to play pairs!</p> 

Week beg: 22nd June 2020 - Reception Challenge Activity Grid – Rumble in the Jungle

<p>Friday</p>	<p>Choose your favourite jungle animal and have a go at creating your own short rhyme about it! Have a go at writing it!</p>	<p>Ask your grown up to write numbers on small pieces of paper and hide them around the house or garden. Go on a number hunt to find them. When you find a number you must sort them into 2 piles – odd and even.</p> <p>You could also write large numbers on the ground outside with chalk and play a game where the adult gives instructions such as 'hop to an odd number / jump to an even number / skip to a an even number that is bigger than 2 / run to the next odd number after 5'</p>	<p>We are still practising our tricky words. These are the words that we would be concentrating on in school: said, have, like, some, come, one, were, little, out, what, when, there, so, do</p>  <p>Download our 'Tricky word garden' – spot the words and read them. Colour the garden picture and write a sentence using one of the tricky words. Can you challenge yourself to choose 3 more tricky words to write a sentence for?</p>	<p>Can you create your own jungle scene? You could do this on paper, using paint or collage. You might prefer to make a model inside of a box! Or use a drawing programme on an iPad or computer. The choice is yours, but we would love to see them so please send us some photographs of your masterpiece!</p> 
---------------	--	---	--	--

Please send us photos of your child working or of their work and we can add it to the Facebook gallery, it would be lovely to see what they do! 😊