





# Week beginning 29th June 2020 - Reception Challenge Activity Grid - Dear Zoo

	English	Maths	Phonics	Topic												
Monday	<p>This week we are going to read 'Dear Zoo'</p> <p>If you do not have the book at home you will find an online version here:  <a href="https://www.youtube.com/watch?v=rudDGRQ9QGA">youtube.com/watch?v=rudDGRQ9QGA</a></p> <p>Share the story with a grown up and then talk about how the animals are all different!</p>	<p>This week in Maths we are thinking about Length and height. We would like you to use the words - long, short, longest, shortest, shorter, longer tall, tallest, taller than, shorter than, shortest, short.</p> <p>Today you could lie down and your grown up can measure how long you are using a tape, a piece of string or wool or a strip of paper. Can you use your piece of string / wool etc and find things in your house that are longer / shorter / taller than it?</p>	<p>This week we are learning to read words with a consonant blend at the end of the word.</p> <p>Today can your grown up write these words on some pieces of paper for you and can you put your soundbuttons underneath them to help you to read them?</p> <p><b>band, went, best, belt, hump, felt, sink, camp</b></p>	<p>Today we are going to learn about farm animals. Can you talk to your grown ups about animals you might find on the farm.</p> <p>There is a video about farm animals you might like to watch  <a href="https://www.youtube.com/watch?v=E27DEIO4E2o">https://www.youtube.com/watch?v=E27DEIO4E2o</a></p> <p>Could you draw a plan of a farm? or if you have any farm toys at home you could maybe set it up and play with your farm.</p>												
Tuesday	<p>Today we are going to start to make our own book. We are going to call it Dear Farm.</p> <p>Today you need to make your front cover of your book. Remember you need a title, your name and a picture - make sure it is an inviting front cover so that people will want to pick it up to read it. When you've done your front cover maybe you could think of some farm animals that could be in your book?</p>	<p>Today you are going to measure how long you are by measuring your piece of string / wool from yesterday.</p> <p>You can measure it with whatever you can find in your house - pens, pencils, pieces of pasta, tissues, duplo bricks, pieces of paper. Remember that you have to start right at the end and make sure each one is next to the one before it. Make sure they are straight and don't overlap!</p> <p>Keep a record of how many of each object it takes a bit like this -</p> <table border="1"> <thead> <tr> <th>Unit of measurement</th> <th>How many</th> </tr> </thead> <tbody> <tr> <td>Books</td> <td>4</td> </tr> <tr> <td>Pens</td> <td>12</td> </tr> <tr> <td>Rulers</td> <td>5</td> </tr> </tbody> </table>	Unit of measurement	How many	Books	4	Pens	12	Rulers	5	<p>Today can you make some phoneme frames with 4 boxes.</p> <table border="1" style="display: inline-table; margin-right: 10px;"> <tr> <td style="width: 30px; height: 30px;"></td> <td style="width: 30px; height: 30px;"></td> <td style="width: 30px; height: 30px;"></td> <td style="width: 30px; height: 30px;"></td> </tr> </table> <p>Can your grown up say these words to you and can you write the word by writing one phoneme in each box.</p> <p><b>lamp, pink, nest, hunt, melt, husk, think,</b></p>					<p>Today we are finding out about animals and their babies. You could have a look at the All about animals ppt on the class blog.</p> <p>There is a matching activity for you to complete - animals and their babies.</p>
Unit of measurement	How many															
Books	4															
Pens	12															
Rulers	5															
Wednesday	<p>Today you need to think about an animal from the farm that they might send you as a pet, but it isn't right for you.</p> <p>You are going to have a piece of paper. At the top you are going to write - They sent me a ...</p> <p>and below the box where you have drawn it and put a flap over it you could write,</p> <p>But it was too _____. And finish with - So I sent it back. Eg. They sent me a <u>sheep</u>                  But it was too <u>woolly</u>. So, I sent it back</p> 	<p>Can you get a pencil today and can you build some towers or roll some playdough sausages that are shorter than your pencil and longer than your pencil.</p>	<p>Today we are going to play the splat game - so remember, you can jump, squirt, pat, splat - anything you agree with your grown up - take it in turns to say a word and the other person has to find it.</p> <p><b>from, stop, sniff, flag, creep, grip</b></p>	<p>Lets have a trip today!                  Lets go to Hall Hill Farm at Lanchester to see Farmer Richard and use his videos to have a look around his farm. He has sent us a message which can be found on our class blog, or on the facebook page.</p> <p>They have a twitter account that you could look at  <a href="https://twitter.com/hallhillfarm?lang=en">https://twitter.com/hallhillfarm?lang=en</a></p> <p>Or a facebook account  <a href="https://www.facebook.com/Hall-Hill-Farm-140369639314877/">https://www.facebook.com/Hall-Hill-Farm-140369639314877/</a></p> <p>The videos that we are going to dip into at school are -                  Peppa has piglets! <a href="https://www.facebook.com/watch/?v=667242140735915">https://www.facebook.com/watch/?v=667242140735915</a>                  Has Oona had her baby? <a href="https://www.facebook.com/watch/?v=842074849618960">https://www.facebook.com/watch/?v=842074849618960</a>                  Pet Lambs Pay Day <a href="https://www.facebook.com/watch/?v=646135592637796">https://www.facebook.com/watch/?v=646135592637796</a>                  Cheeky Donkeys and Baby Llamas  <a href="https://www.facebook.com/watch/?v=1944932632310633">https://www.facebook.com/watch/?v=1944932632310633</a>                  Alpacas at the hairdressers <a href="https://www.facebook.com/watch/?v=647118429467137">https://www.facebook.com/watch/?v=647118429467137</a></p> <p>It's a tradition that at Hall Hill Farm we go on a tractor ride around the farm. So it's now time to use your imagination and pretend to be on a tractor riding round the farm... What can you see???</p>												
Thursday	<p>Today you need to think about an animal from the farm that they might send you as a pet, but it isn't right for you.</p> <p>You are going to have a piece of paper. At the top you are going to write - They sent me a ...</p> <p>and below the box where you have drawn it and put a flap over it you could write,</p> <p>But it was too _____. And finish with - So I sent it back. Eg. They sent me a <u>sheep</u>                  But it was too <u>woolly</u>. So, I sent it back</p> 	<p><b>Maths: Solving Problems and Talking About Size</b></p> <p><b>Ordering Length</b></p> <p>Collect some sticks from outside. Compare them in order from the shortest to the longest. Can you find something longer than the longest stick? Can you find something shorter than the shortest stick? Take a picture and bring it into school to show.</p> <p><b>Find it if you have it</b></p> <p>Find a set of your favourite toy figures, eg. a plastic army, a numberline, a train set, a ruler, a calculator and other toys. Arrange them in order from the shortest to the longest. How many of each object do you have? Can you find something longer than the longest? Can you find something shorter than the shortest? Can you find something the same length as one of the objects?</p> <p><b>Ask if you can or asking if you can measure how tall they are. Ask them to lie on the floor and measure from using objects. What objects could you use? You could try 100s or 100s of the same size. Measure from the longest to the shortest. Can you find something the same length as one of the objects?</b></p> <p><b>Use building blocks to measure some of your toys. How many bricks high are they? Can you make a tower of 10 bricks? How tall can you make it to be? Before it falls over? Count each brick as you add it on.</b></p> <p><b>Today we have some challenges that you might like to try to solve at home.</b></p>	<p>Today ask your grown up to make you some single sound and some digraph flash cards.</p> <p>You might like the alien blending game which is on our blog.</p> <p>Use the cards to make the words.</p> <p><b>grip, spot, spoon, flat, drop, spin</b></p>	<p>Today we are going to sort some pictures of animals into 4 groups</p> <p>Sea creatures                  Minibeasts                  Farm animals                  wild animals</p> <p>Cut the photos out and decide which group they would go into. (sheet on blog to be downloaded)</p>												
Friday	<p>Today you need to think about an animal from the farm that they might send you as a pet, but it is just right for you.</p> <p>You are going to have a piece of paper. At the top you are going to write - They sent me a ... and below the box where you have drawn it and put a flap over it you could write, it was so _____ (perfect, cute, small, right etc) . And finish with - So I kept it.</p>  <p>Put your book together and see if you can read it to someone!</p>	<p><b>Maths: Measure: Measuring Length</b></p> <p><b>Length</b></p> <p>Measure some objects. How long are they? Can you find something longer than the longest? Can you find something shorter than the shortest? Can you find something the same length as one of the objects?</p> <p>Use building blocks to measure some of your toys. How many bricks high are they? Can you make a tower of 10 bricks? How tall can you make it to be? Before it falls over? Count each brick as you add it on.</p>	<p>Practise reading the tricky words</p> <p><b>have, like, some, come</b></p> <p>Can you play look cover write and check to practise writing these words? <b>was, you</b></p>	<p>Today we are going to bake some farmyard cupcakes</p>  <p>The recipe can be downloaded from the class blog.</p>												

Please send us photos of your child working or of their work and we can add it to the Facebook gallery, it would be lovely to see what they do! ©