


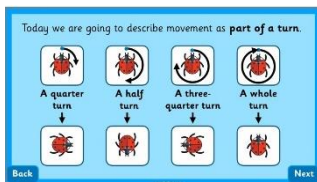



Week beginning 1st June 2020- Year 1 Challenge Activity Grid

	English	Maths	Phonics (Letters and Sounds Phase 5)	Topic								
Monday	<p>Our topic this half term is “Where did the wheels on the bus go? Can you think of some places that you have travelled to or maybe where you have been on holiday? Most of us have been to the beach/seaside, isn’t it fun? Watch these “Magic Grandad” episodes and see if you can compare the similarities and differences about a trip to the beach in the olden days and the present time. Can you make a list of things that are the same/different? Make two columns with the headings “past” and “present”. Think about what the beach looks like, what people wear, the types of activities they do.</p> <p>https://www.youtube.com/watch?v=zWgnpY4L9so https://www.youtube.com/watch?v=exFmclMjKsw</p>	<p>This week we will be learning about position and direction!</p> <p>Ask you grown up to give you a set of directions to follow! Use the words, forwards, backwards and see if you can learn left and right.</p> <p>You could use this: https://www.youtube.com/watch?v=LFsVrQ65JuE Here is an activity: https://www.twinkl.co.uk/resource/t-s-1068-right-and-left-drawing-worksheet</p>	<p>Today’s phoneme is “ow”. It can make different sounds in a word, like “brown” and “grow”</p> <p>Ask your grown up to write these words on pieces of paper for you:</p> <p>cow, owl, brown, crown, frown, low, bowl, snow, window, show.</p> <p>Can you “have a go” to read them and then sort them into sets according to the sound they make?</p> <p>Can you read these sentences? Is a brown owl at the window? Did the cow put his food in a bowl? Can a shadow be brown?</p>	<p>History: this week we are going to think about places you have visited and how you got there. Can you make a little grid to show the place and mode of transport?</p> <table border="1"> <thead> <tr> <th>Place</th> <th>Transport</th> </tr> </thead> <tbody> <tr> <td></td> <td>Aeroplane</td> </tr> <tr> <td></td> <td></td> </tr> <tr> <td></td> <td></td> </tr> </tbody> </table>	Place	Transport		Aeroplane				
Place	Transport											
	Aeroplane											
Tuesday	<p>Can you make some notes ready to write a report about the beach? Use the “Planning a Report” writing frame, and give your report a title. Remember, reports are factual, and give us information. Imagine it is for someone who has never been to the beach before. Remember also, that a report is not about yourself, and should not be about something that you have done. Instead of writing “I can build sandcastles” you could re-phrase it to say “A good activity to do at the beach is to build sandcastles”. Can you see the difference?</p>	<p>When you move following directions you can make turns – we call these quarter turn, half turn, full turn.</p> <div data-bbox="728 986 1043 1168">  <p>Today we are going to describe movement as part of a turn.</p> <p>A quarter turn A half turn A three-quarter turn A whole turn</p> <p>Back Next</p> </div> <p>Practise these in your garden</p>	<p>Today’s phoneme is “ie”. It can make different sounds in a word, like “cried” and “brief”</p> <p>Ask your grown up to write these words on pieces of paper for you:</p> <p>pie, fried, cried, denied, replied, chief, thief, shield, belief, shriek</p> <p>Can you “have a go” to read them and then sort them into sets according to the sound they make?</p> <p>Can you read these sentences?</p> <p>Will a chief shriek with relief in a field? A thief cried and denied his crime. A priest and a chief ate fried pies.</p>	<p>Science: This term is all about materials, see if you can hunt out and name as many materials as you can in your home and garden. Remember to name the material not the object! You can record it anyway you like...</p>								

Week beginning 1st June 2020- Year 1 Challenge Activity Grid

	<p>Planning Your Report</p> <p>Title</p> <p>Introduction- (What is the report about?)</p> <p>What is a beach? (These are called sub-headings. Add interesting facts and information below.)</p> <p>Beach Activities- (These are called sub-headings. Add interesting facts and information below.)</p> <p>Popular local beaches- (These are called sub-headings. Add interesting facts and information below.)</p> <p>Picture/Diagram- (Add a picture or labelled diagrams.)</p>			
<p>Wednesday</p>	<p>Using your report plan from yesterday, write a report about the beach/seaside for a visitor from outer-space, who has never seen the beach before. Don't forget to start with your title. You can make your title and sub-headings big and bold to stand out! Remember to write in complete sentences, with a capital letter, finger spaces and a full stop, or even an exclamation mark! Write the first sub-heading, and then underneath it write your interesting facts. Do the same with each sub-heading. Use the "seaside" writing frames and use a ruler to draw some lines to write on. Remember your lead in's and hook out's.</p>	<p>When we use Beebots in school we have to give them instructions to move around – we input forward, backward and left and right turns. Can you make a bee bot and a grid and direct him to different places?</p> 	<p>Today's phoneme is "u". It can make different sounds in a word, like "cup" and "human"</p> <p>Ask your grown up to write these words on pieces of paper for you:</p> <p>plug, hump, but, gust, under, unit, unicorn, music, tuba, stupid, pull, bull, pudding, full, awful.</p> <p>Can you "have a go" to read them and then sort them into sets according to the sound they make?</p> <p>Can you read these sentences?</p> <p>Can a unicorn play music on a tuba? Will a stupid human get stuck in a pudding if they eat it sitting on a muddy cushion? Will it be fun for a duck to use a computer?</p>	<p>Art: Look at beautiful places from around the world and talk about what you like, which would you like to visit? Notice the colours? Which do you like the best and why? How does it make you feel? You can google 'beautiful places in the world' or watch the video: https://www.youtube.com/watch?v=OHAWwaYu2HQ</p>
<p>Thursday</p>	<p>Make a mind-map of all the words that you can think about that are linked to the beach. When you have done that, put them in alphabetical order, and choose five of them to write in descriptive sentences using adjectives to describe.</p>	<p>How many direction words can you think of? How many positions can you practise? Here are some to get you started...</p> <p>Can you lie on something? Under something? Can you go around? In? Under? Can you sit to the left/right of something?</p>	<p>Practise reading the tricky words:</p> <p>water, where, who, again, thought, through, work, mouse.</p> <p>Play flashcards with your grown-up until you can remember them on sight.</p>	<p>Music: we have been having some beautiful and sunny days. Here are some songs you could learn to sing, the words are on the screen as the music plays:</p> <p>Blue Skies: https://www.youtube.com/watch?v=IxbT1AuUR-M</p>

Week beginning 1st June 2020- Year 1 Challenge Activity Grid

	<p>You can find a mind-map template here, or you can draw your own. https://www.twinkl.co.uk/resource/us2-e-53-mind-map-writing-template</p>	<p>There is a direction song you can listen to for more ideas: https://www.youtube.com/watch?v=XfLjhl-iR-mA</p>	<p>Now ask your grown-up to write these sentences for you to read. Try to remember the tricky words from your flashcards.</p> <p>Who thought they saw a mouse swimming through the water again? Where do you work? Where is the little mouse who likes to splash?</p>	<p>Sing: https://www.youtube.com/watch?v=ut5_ZaEAS3s</p>
Friday	<p>Listen to the story "Harry by the sea"... https://www.youtube.com/watch?v=BLTIJq_i5c What do you think could happen next? Can you write another chapter for the story, and think of some more adventures for Harry to get up to at the beach?</p>	<p>Practise an activity you have enjoyed this week.</p>	<p>Recap all of your work in phonics this week. Have another go at the activities and spellings, and see if you have improved!</p> <p>Use the links below to play some phonic games and apply your skills! https://www.phonicsplay.co.uk/BuriedTreasure2.html (Phase 5)</p> <p>https://www.twinkl.co.uk/resource/t-l-705-phase-5-buried-treasure-phonics-game</p> <p>https://www.twinkl.co.uk/resource/t-t-2546061-phase-5-phonics-real-and-alien-words-popping-powerpoint</p> <p>https://www.twinkl.co.uk/resource/t-l-5049-new-phase-5-phonemes-on-popping-balloons-powerpoint</p>	<p>P.E:</p> <p>This half term we would be focusing on traditional dance from around the world. This week we are beginning close to home, with a spot of Irish dancing. It is very fast! Here are some videos that you can watch. What instruments can you hear in the Irish music?</p> <p>https://www.youtube.com/watch?v=6hXSfXF3qD0</p> <p>https://www.youtube.com/watch?v=3ppkHrVp0JA</p> <p>Learn a few steps here and have a go yourself! https://www.youtube.com/watch?v=UklnEUrfW7w</p>

Please send us photos of your child working or of their work and we can add it to the Facebook gallery, it would be lovely to see what they do!