







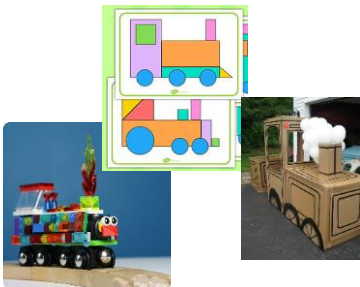


Week beginning 22nd June 2020- Year 1 Challenge Activity Grid

	English	Maths	Phonics(Phase 5)	Topic
Monday	<p>Over the last few weeks, you have been thinking carefully about describing characters and setting, and writing a fabulous story with a beginning, middle and an ending.</p> <p>Thinking about everything that you have been practising over the last few weeks, you are now going to use the story of the 3 Little Pigs as a starting point, and change the characters and setting to write your own story.</p> <p>Use the "Character Description" writing frame provided, and draw a character of your own choice to take the place of the 3 Little Pigs. Add labels to your picture with words that describe how your character looks, and then write a list of words underneath to describe how your character behaves. This character is going to be your "good" character.</p>	<p>This week is all about Money! Recap the types of coins you know...maybe do a little bit of sorting? Can you count the 2p coins by counting in 2's? The 5p coins counting in 5's and the 10p coins in 10's?</p> <p>You could also have a go at the online sorting game: https://www.topmarks.co.uk/money/coins-game</p>	<p><i>Play flashcards with all of the tricky and high frequency words you have been learning in Y1. And over the last few weeks.</i></p> <p><i>You will find the sheets attached with the learning grid...</i></p> 	<p>History: this week we are learning about "trains" and how they have changed. See if you can find out some facts about "George Stephenson" and make a poster or fact sheet about him. Here is a little bit of information to start you off:</p> <div style="border: 1px solid black; padding: 5px; margin-bottom: 5px;"> <h3 style="text-align: center;">George Stephenson</h3> </div> <div style="border: 1px solid black; padding: 5px; margin-bottom: 5px;"> <p> Date of birth: June 9, 1781</p> </div> <div style="border: 1px solid black; padding: 5px; margin-bottom: 5px;"> <p> Date of death: August 12, 1848</p> </div> <div style="border: 1px solid black; padding: 5px; margin-bottom: 5px;"> <p>George Stephenson is significant because he was nicknamed 'The Father of the Railway', as he was an engineer who built steam locomotives for the first ever railways. He lived in the time of the Industrial Revolution, when Britain was changing to a land of big factories instead of farms. The railways he built made Britain the richest in the world. </p> </div> <div style="display: flex; justify-content: space-between;"> <div style="border: 1px solid black; padding: 5px; width: 45%;"> <p>A picture of George Stephenson.</p>  </div> <div style="border: 1px solid black; padding: 5px; width: 45%;"> <p>Interesting Fact</p> <p>George's son Robert helped build the railways and he became just as famous as his father. Robert was also a Member of Parliament. </p> </div> </div> <p>You can watch this video to see what it was like to ride on an old fashioned train. https://www.youtube.com/watch?v=H4kTHuB3_k4&feature=youtu.be</p>

Choose 5 of the words and write them in complete sentences.

Week beginning 22nd June 2020- Year 1 Challenge Activity Grid

<p>Tuesday</p>	<p>Repeat the activity from yesterday, but this time use the "Character Description" writing frame to think of a character to replace the wolf in the 3 Little Pigs story. This character is going to be your "bad" character, so make sure your adjectives describe his/her bad behaviour!</p> 	<p>Now you have remembered how to count sets of coins we are going to count groups of coins that have different values. To warm up your brain, see how many different ways you can make 10p using different coins.</p> <p>Then have a go at the 'How much is my ice cream?' Activity sheet.</p>	<p>Phonics learning opportunities: To know alternative spellings for the /ee/ phoneme.</p> <p>Read the "phoneme spotter" text aloud with your grown-up. Listen carefully for the /ee/ phoneme. Reread the first sentence or two again and put your thumbs up when you hear that phoneme (sound). (You may find this easier with your eyes closed while your grown-up reads to you). Use the phoneme spotter sheet and underline all words you can find containing the phoneme. See how many ways of spelling the phoneme there are. You can jot these down on the side of the page. (Clue for the grown-ups: (ee, ea, e, ey, y, ie).</p> <p>You can follow this link if you prefer to play or practise it online: https://www.phonicsplay.co.uk/resources/phase5/alt-spellings-ee</p>	<p>Science: explore what types of material are best to make parachutes, use this process for different materials.</p> <div data-bbox="1330 352 1659 826"> <h3>Awe and Wonder Plastic Bag Parachutes</h3> <p>You will need: A square of plastic bag material, A plastic person, String, A hole punch, Scissors</p> <p>Method:</p> <ol style="list-style-type: none"> 1. Cut off across the corners of the square, creating an octagon shape. 2. Hole punch in the middle of each side. 3. Put a piece of string through each of the 8 holes and tie. 4. Gather the 8 pieces of string together and tie to your plastic person. 5. Cut out a small circle from the centre of your parachute to let air pass through gently. 6. Get up somewhere high, on top of a climbing frame or up some stairs. 7. Hold the centre of your parachute, with the person underneath. Let go and watch how they travel to the ground. 8. Does the parachute open? Does the person travel fast or slow? Does the person go straight down or to one side? Does it spin? What could you do differently? <p>The Science Bit: When you release the parachute the weight pulls down on the strings and opens up a large surface area of material that slows down the person. The larger the surface area the more air resistance and the slower the parachute will drop.</p>  </div>
<p>Wednesday</p>	<p>Can you remember what a "setting" is? Now you need to make a plan that describes the place that the story is going to happen. The 3 Little Pigs was set in the countryside, but maybe you would like to describe the seaside, or Antarctica, or even the moon!</p> <p>Draw a picture of the place where your story will happen. Include lots of details! Label it with describing words, e.g golden sands, tall leafy trees, dark scary forest.</p>	<p>Continue to practise counting mixed coins, this is a great game that helps you to practise! https://www.topmarks.co.uk/money/toy-shop-money</p> <p>then see if you can work out the answers to these challenges</p> <div data-bbox="577 954 925 1189"> <p>Addition and Subtraction with Change</p> <p>2. Janine has 18p in her purse. She puts 10p in the collection for Comic Relief. How much does she have left?</p>  </div>	<p>To read words with alternative spellings for the "ee" phoneme.</p> <p>Recap all the graphemes (spelling patterns from yesterday) and remember that they can all represent the same phoneme (sound). Watch carefully where words end up on the chart and to look for patterns. Use the Word Sort grid and cut up the words to put in the correct spaces.</p> <p>You can follow this link if you prefer to play or practise it online: https://www.phonicsplay.co.uk/resources/phase5/alt-spellings-ee</p>	<p>Art: see if you can make or draw a train, it can be old or new and you can use any resources that you would like to, here are some ideas...</p> 

Week beginning 22nd June 2020- Year 1 Challenge Activity Grid

		<p>Addition and Subtraction with Change</p> <p>1. Jack buys a packet of crisps and a drink. How much do they cost altogether?</p> 		
<p>Thursday</p>	<p>Use your setting plan from yesterday and read the descriptive words you used. Can you write 5 complete sentences to describe your setting?</p> <p>For example: The dark forest is full of tall leafy trees. The golden sands are scattered with beautiful shells.</p> <p>Keep your plan ready to write your story when you are ready.</p>	<p>Ask your grown up to price up some items and set you a challenge to see what combinations of items you could buy for 12p, 15p and other amounts?</p> <p>You could also work out what change you would get from 20p. This is a great 'change' game to play:</p> <p>https://natwest.mymoneysense.com/students/students-5-8/the-change-game/</p>	<p>To look for patterns and identify the "best bet" for spelling words with /ee/ phoneme.</p> <p>Can you identify the best bet (which is the most commonly used grapheme for the /ee/ phoneme)? Can you find any other rules (e.g. graphemes that only occur at the start/end of words or before certain letters)?</p> <p>Fill in the "best bet" worksheet, using your word list from yesterday to help you to spot patterns.</p> <p>You can also practise online here...</p> <p>https://www.phonicsplay.co.uk/resources/phase/5/alt-spellings-ee</p>	<p>Music: here are a couple of transport songs you can learn, see if you can make up some actions?</p> <div data-bbox="1328 691 1648 997" style="border: 1px solid #add8e6; padding: 5px;"> <p style="text-align: center;">The Vehicles Song (Sing to the tune of 'Head, Shoulders, Knees and Toes'.)</p> <p>Boat, lorry, car and bike, car and bike. Boat, lorry, car and bike, car and bike. And helicopter, aeroplane and trike. Boat, lorry, car and bike, car and bike.</p> <p>Train, tractor, van and bus, van and bus. Train, tractor, van and bus, van and bus. And motorbike, roller-skates and trucks. Train, tractor, van and bus, van and bus.</p> </div> <div data-bbox="1328 1010 1648 1316" style="border: 1px solid #add8e6; padding: 5px;"> <p style="text-align: center;">Riding My Bike Song (Sing to the tune of 'Twinkle, Twinkle, Little Star'.)</p> <p>Pedal, pedal round and round, Quickly over bumpy ground. Balance on two wheels or four, Hold on tight and ride some more. Pedal, pedal round and round, Quickly over bumpy ground.</p> <p>Pedal, pedal round and round, Ring the bell and hear the sound. Clip your helmet, push to start, Listen to your beating heart. Pedal, pedal round and round, Ring the bell and hear the sound.</p> </div>

Week beginning 22nd June 2020- Year 1 Challenge Activity Grid

Friday	<p>What events are going to happen to your characters? The 3 Little Pigs built houses. After that the wolf came and tried to blow them all down. In the end the 3 Pigs Played a trick on the wolf and he was never seen again!</p> <p>Use the Story planner writing frame, and think about what might happen at the beginning, the middle, and the end of your story. Make some notes ready to begin writing it next week.</p>	<p>This is a fun game to play to help you to practise the skills you have related to money:</p> <p>https://www.ictgames.com/mobilePage/customCars/index.html</p>	<p>Recap all of your work in phonics this week. Have another go at the activities and spellings, and see if you have improved!</p> <p>Use the links below to play some phonic games and apply your skills!</p> <p>https://www.phonicsplay.co.uk/BuriedTreasure2.html (Phase 5)</p> <p>https://www.twinkl.co.uk/resource/t-l-705-phase-5-buried-treasure-phonics-game</p> <p>https://www.twinkl.co.uk/resource/t-t-2546061-phase-5-phonics-real-and-alien-words-popping-powerpoint</p> <p>https://www.twinkl.co.uk/resource/t-l-5049-new-phase-5-phonemes-on-popping-balloons-powerpoint</p>	<p>P.E: This week we are learning about traditional African tribal dance.</p> <p>Can you find out where in the world Africa is?</p> <p>Here is a short video which tells you more about Africa. https://www.youtube.com/watch?v=PSYHMYVfo</p> <p>Watch some traditional African tribal dancing. https://www.youtube.com/watch?v=SqMQzHXAqv0</p> <p>You can learn some basic moves here. Can you join in? https://www.youtube.com/watch?v=bGZZupEdWMM4</p> <p>https://www.youtube.com/watch?v=K9cPJsou6_c</p> <p>https://www.youtube.com/watch?v=QOP_Z1xM_HQ&list=RDQOP_Z1xM_HQ&start_radio=1&t=0</p>
--------	---	--	--	--

Please send us photos of your child working or of their work and we can add it to the Facebook gallery, it would be lovely to see what they do!

Commented [a1]: