





Week beginning 29th June 2020- Year 1 Challenge Activity Grid

	English	Maths	Phonics (Letters and Sounds Phase 5)	Topic
Monday	<p>Today we are ready to think about a good story opener. Remember, we want to "hook" the reader in!</p> <p>Think about when you want your story to take place. Do you want it to be a long time ago? Will it be during the daytime or the night-time? Who is your story about? Remember, your opener is the time to "introduce and describe" your character.</p> <p>Have a go at writing the best opening paragraph that you can, using lots of adjectives and description to make it exciting and interesting.</p>	<p>This week we are learning all about time! Days, months, O'clock and half pasts.</p> <p>See if you can start a diary this week. Write today's date Monday 29th June 2020. In your diary for the day record that times that you do an activity.</p>	<p>Play flashcards with all of the tricky and high frequency words you have been learning in phase 5.</p> <p>You can use the resources attached with the learning grid, or find them on "Phonics Play" online.</p> <p>Phonics Play Username: march20</p> <p>Password: home</p>	<p>History: Last week you found out about who George Stephenson was. This week can you find out the differences between an old and a modern train.</p> <p>See if you can find out:</p> <ol style="list-style-type: none"> 1. What powers them? 2. Did they both have a driver? <p>You could research on the internet, here is a video to get you started. https://www.youtube.com/watch?v=ckxOldcv4W8 Draw a steam train and write a few facts you can remember then draw a new train and write a few facts.</p>
Tuesday	<p>Using all of your plans from last week that you made to build a good story, we are going to use our story-planner to put it all in the right order and "put the meat on the bones". Remember, this is where you add your ideas about what is going to happen and when.</p> <p>Remember that your story will need a beginning, middle and end, so our planner is split into 3 different parts.</p> <p>Use the "story mapping planner" to record your ideas in note form.</p> 	<p>Add to your diary, don't forget to use the day, date and times. Use language like, In the morning, in the afternoon.</p> <p>Practise reading, ordering and spelling the days of the week and months of the year.</p> <p>You could ask your grown up to write these down for you or use the uploaded sheet called 'Days and Months'</p> 	<p>Phonics learning opportunities: To know alternative spellings for the /igh/ phoneme.</p> <p>Read the "phoneme spotter" text aloud with your grown-up. Listen carefully for the /igh/ phoneme. Reread the first sentence or two again and put your thumbs up when you hear that phoneme (sound). (You may find this easier with your eyes closed while your grown-up reads to you). Use the phoneme spotter sheet and underline all words you can find containing the phoneme. See how many ways of spelling the phoneme there are. You can jot these down on the side of the page. (Clue for the grown-ups: (i gh y te L_e i eye).</p> <p>You can follow this link if you prefer to play or practise it online: https://www.phonicsplay.co.uk/resources/phase/5/alt-spellings-igh</p>	<p>Science: This week we will be testing which materials are waterproof. Have a go at this investigation. Maybe use a small toy like a doll/action figure and test materials like, paper, plastic, cotton wool etc see if it keeps your figure dry?</p> <div style="border: 1px dashed black; padding: 10px; margin-top: 10px;"> <p>Dear Children,</p>  <p>I need your help, some of my scales have fallen off so my tail isn't waterproof. I need something to cover my tail to make it waterproof until the scales grow back.</p> <p>Please help me by investigating which material would be best.</p> <p style="text-align: center;"><i>Marissa Mermaid</i></p> </div>

Week beginning 29th June 2020- Year 1 Challenge Activity Grid

<p>Wednesday</p>	<p>Using your Story Mapper from yesterday, your character descriptions and setting pictures from last week you are now ready to write the beginning of your story.</p> <p>Remember to take your time and make it as detailed as possible. The more details you include, the more interesting your story will be.</p> <p>Remember to use capital letters, finger spaces and full stops, or even questions marks and exclamation marks. And don't forget your "lead in's and hook out's"!</p>	<p>Use the Telling the time file (uploaded) or ask your grown up to talk to you about the parts of a clock. Perhaps you can make a clock face and some hands (one one uploaded or make your own) and practise showing different 'o'clock' times on the clock. This is a great free activity you could look at too: https://www.topmarks.co.uk/time/teaching-clock</p>	<p>To read words with alternative spellings for the "igh" phoneme.</p> <p>Recap all the graphemes (spelling patterns from yesterday) and remember that they can all represent the same phoneme (sound). Watch carefully where words end up on the chart and to look for patterns. Use the Word Sort grid and cut up the words to put in the correct spaces.</p> <p>You can follow this link if you prefer to play or practise it online: https://www.phonicsplay.co.uk/resources/phase/5/alt-spellings-igh</p>	<p>Art: This week we would like you to do a collage challenge. There is a grid saved that you can use or you can draw out your own on a piece of A4, it is 16 box, 1 picture per box.</p> <p>Include:</p> <ol style="list-style-type: none"> 1. your favourite food 2. your pet or favourite animal 3. favourite story character 4. something that is red 5. a flower 6. a fast food logo 7. your house 8. a rainbow 9. your favourite way to travel 10. a place you have visited 11. your hand 12. a car 13. your family 14. favourite sweets 15. your eye 16. a key
<p>Thursday</p>	<p>Continue with the middle of your story. What is going to happen next? Remember, it's all about the details!</p>	<p>Have a go at this time game: https://www.topmarks.co.uk/time/teaching-clock</p> <p>Then use your clock from yesterday to have a go at making these times:</p> <p>Half past 12 Half past 3 Half past 6</p> <p>Talk to your grown up about where the clock hands need to sit.</p> <p>Have a go at drawing the times on clock faces and writing the matching time or use the uploaded 'Telling the time worksheet'</p>	<p>To look for patterns and identify the "best bet" for spelling words with /igh/ phoneme.</p> <p>Can you identify the best bet (which is the most commonly used grapheme for the /igh/ phoneme)? Can you find any other rules (e.g. graphemes that only occur at the start/end of words or before certain letters)?</p> <p>Fill in the "best bet" worksheet, using your word list from yesterday to help you to spot patterns.</p> <p>You can also practise online here... https://www.phonicsplay.co.uk/resources/phase/5/alt-spellings-igh</p>	<p>Music: What makes you one and a million? Talk with your family about yourself and what you think makes you special. Ask them what they think makes you special. Then tell them what makes them special. Write down your ideas then work together to write a poem or draw a picture about your family.</p> <p>Singing time: This week see if you can learn and sing along to the song 'One and a Million' https://www.singup.org/singupathome/one-and-a-million</p>
<p>Friday</p>	<p>Write the ending to your story. Don't forget to use your best handwriting and complete sentences, with some interesting vocabulary. Check through it once you have finished, and make sure your spellings are correct for common words. Draw some pictures to illustrate your story and send some photographs of your finished work so that we can out them on our facebook page. We would love to read them!</p>	<p>Add to your diary. Practise making o'clocks and half past times on your clock then have a go at these word problems. Perhaps your grown up can make up some other problems for you too?</p>	<p>Recap all of your work in phonics this week. Have another go at the activities and spellings, and see if you have improved!</p> <p>Use the links below to play some phonic games and apply your skills!</p> <p>https://www.phonicsplay.co.uk/BuriedTreasure2.html (Phase 5)</p>	<p>P.E: This week we are learning about the traditional Spanish dance, the "Flamenco".</p> <p>Can you find out where in the world Spain is? https://www.youtube.com/watch?v=NFhpiW8qd_k&t=37s</p> <p>Here are some more facts about Spain. https://www.youtube.com/watch?v=FZuVzjL_4&t=17s</p>

Week beginning 29th June 2020- Year 1 Challenge Activity Grid

		<p>Time: Forwards and Backwards</p> <p>8. Poppy has been walking her dog for one hour.</p> <p>It is now:</p>  <p>What time did Poppy start walking the dog?</p>	<p>https://www.twinkl.co.uk/resource/t-t-705-phase-5-buried-treasure-phonics-game</p> <p>https://www.twinkl.co.uk/resource/t-t-2546061-phase-5-phonics-real-and-alien-words-popping-powerpoint</p> <p>https://www.twinkl.co.uk/resource/t-t-5049-new-phase-5-phonemes-on-popping-balloons-powerpoint</p>	<p>https://www.youtube.com/watch?v=VNKmlxNn7rU</p> <p>Watch some traditional Flamenco dancing.</p> <p>https://www.youtube.com/watch?v=QfR34lNkkk</p> <p>https://www.youtube.com/watch?v=yp6_yrLJbL8</p> <p>You can learn some basic moves here. Can you join in?</p> <p>https://www.youtube.com/watch?v=RhHFmbYaVAI</p> <p>https://www.youtube.com/watch?v=VQj6SLN1oGk</p>
--	--	--	--	---

Commented [a1]:

Please send us photos of your child working or of their work and we can add it to the Facebook gallery, it would be lovely to see what they do!