

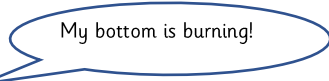
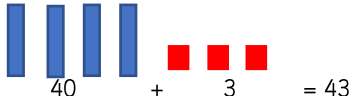


Week beginning 8th June 2020- Year 1 Challenge Activity Grid

	English	Maths	Phonics-(Phase 5)	Topic						
Monday	<p>Over the next few weeks, we are going to be planning and writing stories, thinking carefully about how we can describe character traits. That means describing exactly how they behave, and whether they are a “good” or “bad” character.</p> <p>To begin to understand different character “traits”, can you think about some of the characters that you know from traditional/ fairy tales?</p> <p>Look at the character trait posters provided, and talk about the different adjectives used to describe them. Can you then decide which types of words describe “good” characters, and those which describe “bad characters”?</p> <p>Cut up the list of adjectives provided and sort them into the “good” and “bad” grid. Keep the grid safe for tomorrow’s activity.</p>	<p>Can you remember how to count in 2’s? Have a practise.</p> <p>This week we are learning about numbers up to 100! See if your grown up can help you to count starting from different numbers.</p> <p>Now can see if you can draw how many tens and ones are in different numbers up to 100?</p> <p>Eg 43</p> 	<p>Can you practise reading the tricky words from last week?</p> <p>water, where, who, again, thought, through, work, mouse.</p> <p>Today’s grapheme is “er”. Practise sorting words into lists by the way the er grapheme is pronounced.</p> <p>Ask your grown up to write these words on pieces of paper for you:</p> <p>letter, hammer, ladder, feather, boxer, herbs, stern, jerk, germ, her.</p> <p>Can you “have a go” to read them and then sort them? Try to sound out the words using all of the different “er” ways until it sounds right.</p> <p>Can you read these sentences?</p> <p>Can a farmer grow herbs? Did a boxer hit a fern with a hammer? Can a stern rocker get up a ladder?</p>	<p>History: how many different ways of travelling can you think of? Can you make a mindmap naming all the different transportation you know? You could also google to look at different modes of transport.</p> 						
Tuesday	<p>Read the 3 Little Pigs story – Thinking about the main characters – think of some words that describe the Wolf and the 3 Pigs. Use your grid from yesterday to help you.</p> <p>If you don’t have a story book of the Little Pigs at home, you can find one here... https://www.youtube.com/watch?v=gdcgnSrUvU</p> <p>On the “Wanted Poster” writing frames, label the pictures of the wolf and the 3 Little Pigs. Write as many words as you can think of.</p> <p>When you have done that, in the box underneath the wolf’s picture, use 4 of your words and include them in complete sentences to describe his character. Remember, right now we are thinking about how he behaves, not what he looks like. Give reasons for the descriptions by using</p>	<p>Can you remember how to count in 5’s? Have a practise.</p> <p>Sometimes we look at 100 squares when we are working. Our teachers might miss numbers out. Have a go at filling in missing numbers in a 100 square. We have attached a complete 100 square to help you too.</p> <p>Activity: https://www.twinkl.co.uk/resource/t-n-45387-missing-numbers-activity-sheet</p> <p>100 Square: https://www.twinkl.co.uk/resource/t-n-016-100-square-printable</p>	<p>Today’s grapheme is “a”. Practise sorting words into lists by the way the a grapheme is pronounced.</p> <p>Ask your grown up to write these words on pieces of paper for you:</p> <p>hat, splash, band, laptop, grand, bacon, apron, angel, apricot, bagel, fast, bath, grass, after, path, was, what, squad, want, wander.</p> <p>Can you “have a go” to read them and then sort them? Try to sound out the words using all of the different “a” ways until it sounds right.</p> <p>Can you read these sentences?</p> <p>Will you wear a hat when you eat a bacon sandwich in the bath? Can you watch a wasp sting a lady or will it be too fast?</p>	<p>Science: Still looking at materials, can you use describing words for the ‘material’. Maybe you could make a grid? (Some possible materials might be: plastic, metal, wool, wood, paper, stone)</p> <table border="1"> <thead> <tr> <th>Material</th> <th>Properties</th> </tr> </thead> <tbody> <tr> <td>Plastic</td> <td>Hard, smooth, shiny</td> </tr> <tr> <td></td> <td></td> </tr> </tbody> </table>	Material	Properties	Plastic	Hard, smooth, shiny		
Material	Properties									
Plastic	Hard, smooth, shiny									

Week beginning 8th June 2020- Year 1 Challenge Activity Grid

	<p>the word "because" in your sentence. Repeat for the 3 Little Pigs.</p> <p>If you were writing about Little Red Riding Hood, you might say something like "Little Red Riding Hood is very kind because she takes food to her Grandmother every day".</p> <p>Keep your work so far for the next activities.</p>		<p>Would an angel want to visit a bank in the afternoon?</p>	
<p>Wednesday</p>	<p>Read or watch the story of The 3 Little Pigs again. https://www.youtube.com/watch?v=gdcgnSrUvUJ</p> <p>Writing a good story means that you need to include as much detail as you can for the reader. This includes story language that is repeated throughout, or words that the characters say.</p> <p>Can you remember any of the repeated language that the characters use? And when they say it. Watch or listen to the story again if you want to. This time listen carefully to see if you can recognise any repetition.</p> <p>Draw the wolf from the story on a big piece of paper. Can you draw speech bubbles around him and write in some of the important words he repeats or says?</p> <p>Now draw the 3 Little Pigs on another piece of paper and do the same.</p> <p>Remember, a speech bubble holds only the words that the character has spoken. E.g The big, bad wolf shouted,</p> 	<p>Can you remember how to count in 10's? Have a practise.</p> <p>On Monday you had a go at drawing out how many tens and ones were in a number, today can you write the number sentence to match and show how the number can be partitioned?</p>  <p>You could then have a go at being a number detective: https://www.twinkl.co.uk/resource/t-t-252290-place-value-number-detectives-challenge-cards</p>	<p>Today's grapheme is "y". Practise sorting words into lists by the way the y grapheme is pronounced.</p> <p>Ask your grown up to write these words on pieces of paper for you:</p> <p>yes, yell, yawn, yellow, yet, by, why, dry, reply, sky, gym, crystal, pyramid, myth, happy, funny, hairy, smelly, crunchy.</p> <p>Can you "have a go" to read them and then sort them? Try to sound out the words using all of the different "y" ways until it sounds right.</p> <p>Can you read these sentences?</p> <p>Is the gym a happy place to be? If you spy a mummy in Egypt, will it be dry, smelly and yellow? Can a mystery story be funny?</p>	<p>Art: last week you were looking at beautiful places around the world, can you draw/paint/collage a picture showing your favourite place to visit? Can you think carefully about the colours and everything you can see when you are there?</p>
<p>Thursday</p>	<p>We are going to think about the place that the story happens. Do you remember that this is called the setting? How many different settings can you think of from other stories you have read? Write a list of as many different places you can think of.</p>	<p>Practise counting backwards starting from different numbers. In Y1 we learn how to spell the number words. See if you can write some numbers up to 100 and then write the number words alongside. You could also do this challenge too:</p>	<p>Practise reading the tricky words:</p> <p>many, laughed, because, different, any, eyes, friends, once, please.</p>	<p>Music: We usually take part in the 'Big Sing'. This year's song is 'Something inside so strong'. See if you can learn some of the words and sing along. You will find the info here: https://www.youtube.com/watch?v=rKktzKf3m60&t=3s</p>

Week beginning 8th June 2020- Year 1 Challenge Activity Grid

	<p>Now imagine you are one of the characters in the 3 Little Pigs story. Imagine you are standing in the setting. Use your senses to describe the place. What does it look like? Smell like? Feel like? Sound like?</p> <p>Use the story setting writing frame to make notes. You can use these in your story next week.</p>	<p>https://www.twinkl.co.uk/resource/t-he-069-reading-and-writing-numbers-to-100-worksheet</p>	<p>Play flashcards with your grown-up until you can remember them on sight.</p> <p>Now ask your grown-up to write these sentences for you to read. Try to remember the tricky words from your flashcards.</p> <p>Many of my friends laughed because I wore two different shoes. I opened my eyes, laughed once and said please. I didn't want any tea because I ate too many sweets.</p>	
<p>Friday</p>	<p>Have another look at everything that you have been planning this week for writing your fabulous story. Is there anything else you can think of to add to your plans that will make your story even better when you write it next week? Try to add some more details to your setting plan, or speech bubbles, or even some more adjectives to describe the character traits.</p> <p>Well done for working hard this week! Keep everything you have done, ready to begin writing your story next week! 😊</p>	<p>Practise an activity you have enjoyed this week.</p>	<p>Recap all of your work in phonics this week. Have another go at the activities and spellings, and see if you have improved!</p> <p>Use the links below to play some phonic games and apply your skills!</p> <p>https://www.phonicsplay.co.uk/BuriedTreasure2.html (Phase 5)</p> <p>https://www.twinkl.co.uk/resource/t-l-705-phase-5-buried-treasure-phonics-game</p> <p>https://www.twinkl.co.uk/resource/t-t-2546061-phase-5-phonics-real-and-alien-words-popping-powerpoint</p> <p>https://www.twinkl.co.uk/resource/t-l-5049-new-phase-5-phonemes-on-popping-balloons-powerpoint</p>	<p>P.E: This week we are going to find out about the "Haka", traditional dances performed by the Maori people of New Zealand! You may know the Maori character of "Maui" in the movie Moana!</p> <p>You will find an explanation of the Haka here... https://kids.kiddle.co/Haka#:~:text=The%20haka%20(lural%20haka%2C%20in,feet%20with%20rhythmicall y%20shouted%20accompaniment</p> <p>Can you find out where in the world New Zealand is? https://www.youtube.com/watch?v=dvICSiY25Fw</p> <p>Here is a short video which tells you more about the Maori people... https://www.youtube.com/watch?v=_I_TxIZNOYM</p> <p>Here are some videos on you tube that show Traditional Haka dances. https://www.youtube.com/watch?v=TAyRRI_Drwg&list=RDLOz6a0Cpwzk&index=6</p> <p>This cartoon will show you some moves. Can you join in? https://www.youtube.com/watch?v=wDs5YYbDsKg</p>

Please send us photos of your child working or of their work and we can add it to the Facebook gallery, it would be lovely to see what they do!