


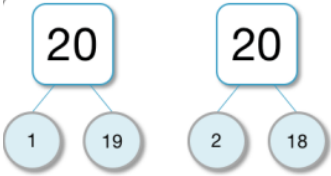



Week beginning 13th July 2020- Year 1 Challenge Activity Grid

	English	Maths	Phonics (Letters and Sounds Phase 5)	Topic
Monday	<p>This is our final week in Y1! It is going to be really strange coming back in September after all this time, but we don't want you to have any worries. Mrs Simpson and Mrs Ramsay will be around to help you settle in, and your new teachers are really looking forward to seeing you, we have told them lovely things about you all! Today we would like you to read a story about the Cautious Caterpillar, (attached with grid), who is a little bit worried about things changing. However, with the help of her friends, she soon learns that it can be fun!</p> 	<p>This week see if you can recap some of the activities that we have been doing this half term. Have a go at doing Number of the Day, then write numbers and the corresponding word. Maybe you could draw out what the tens and ones in the number too? Eg. 52 fifty two</p> 	<p>https://www.phonicsbloom.com/uk/game/odd-and-bob?phase=5</p> <p>Practise your blending skills with Odd and Bob! Revise all of the phonemes we have learnt in Y1.</p>	<p>History: this term we have looked at different types of transport, things that move on road, rail and in the air. Think about what would be your favourite way to travel..</p> <p>If you were going to design transport for the future what might it do? Could it travel on land, sea and air? What would it look like? See if you can draw and label your own style of transport or even write a few sentences to describe what it does.</p>
Tuesday	<p>Like the Cautious Caterpillar, you have grown so much this year! Think of all of the things that you have done, all of the things that you have learned, and all of the fun we have had together. Can you fill in this little "Spreading My Wings" booklet to tell your new teacher a bit about yourself and what you like to do, and bring it with you when you come back to school in September? Thank You!</p>	<p>Today practise making equal groups.</p> <p>How many different ways can you put 20 objects into equal groups? When you find a way to do it record it like this:</p>  <p>4 groups of 5 = 20</p> <p>You could then try it with a different number, like 12 or 24.</p>	<p>https://www.phonicsbloom.com/uk/game/tricky-trucks?phase=5</p> <p>Practise your sight vocabulary with the Tricky Trucks Game. See how many you can get correct!</p>	<p>Science: last week you recapped types of materials and their properties. This week see if you can do a scavenger hunt around your home to test what you remember about materials and their properties.</p> <p>Use the Scavenger Hunt sheet.</p>

Week beginning 13th July 2020- Year 1 Challenge Activity Grid

<p>Wednesday</p>	<p>As it is the last few days of your time in Y1, we thought it would be nice to have a celebration. How about we all have a little picnic on Friday afternoon, wherever you are, and send in some lovely photographs for our FB page as a memory? Can you write an invitation to a friend, or someone in your family to join you in the garden for your picnic?</p>	<p>Today practise number bonds to 20...use objects to make two groups if it helps you and then write the numbers into the Part part whole model like this:</p>  <p>You could also have a go at the Robot number bonds sheet.</p>	<p>https://www.phonicsbloom.com/uk/game/yes-no-yeti?phase=5</p> <p>Use your knowledge of letters and sounds, tricky words and common high frequency words to work out the sentences and help the penguin cross the bridge safely!</p>	<p>Art: this week relax with some mindful colouring, use as many of the 'Mindful Transport Colouring' sheets. Be careful, stay inside the lines and use lots of different colours.</p>
<p>Thursday</p>	<p>We must have some food for our picnic! Write a menu for your picnic, of all the lovely treats you would like to eat! (Your list can have all of your favourite treats, but remember, your grown-ups might not have everything to hand, so you might have to choose only a few things from your list for your actual picnic!)</p>	<p>Practise counting in 2's, 5's and 10's whilst counting coins.</p> <p>See how many ways you can make different money amounts. Try making 10p then 20p</p> 	<p>https://www.phonicsbloom.com/uk/game/phonics-frog?phase=5</p> <p>Help the frog to cross the roads and river safely by jumping on the "Real" words. Be careful!!</p>	<p>PSHE: If we had been at school, you would have met your new teacher and visited your new classroom. Your new teacher would have started to find out a little bit about you.</p> <p>See if you can make a fact sheet all about you that you can share with your teacher in September. Tell them about your favourite things, what you enjoy and what you are good at. You can make your own or use the All About Me sheet.</p>
<p>Friday</p>	<p>It's Picnic Party Day! Last thing you need to do is to make a list of games that you might play at your picnic. There could be ring games like Bobby Bingo, or even some racing games like you would have had at Sport's Day.</p> <p>Last of all... HAVE FUN WITH YOUR FAMILY!!!</p> <p>HAVE A WONDERFUL SUMMER HOLIDAY ☺☺☺!!!</p>	<p>Today recap what you can remember about time. Draw around a small round object to make little clock faces then display and write different o'clock and half past times.</p>	<p>Choose some of your favourite games from this week, and have another practise. ☺</p>	<p>PE: Picnic Party Ring Games and Dancing!</p> <p>It's Picnic Party Day, so how about a little bit of fun! Choose some games and dances from the list to play with your family, or add some of your own favourites! You could even have a Garden Disco!</p> <p>Hokey Cokey Bobby Bingo There was a Princess Long Ago The Farmer's in his Den There's A Monster in the Bathroom Ring A Roses</p>

Week beginning 13th July 2020- Year 1 Challenge Activity Grid

Please send us photos of your child working or of their work and we can add it to the Facebook gallery, it would be lovely to see what they do!