


Aliens Love Underpants 6.7.20

This week we are reading 'Aliens Love Underpants' by Claire Freedman & Ben Cort. If you don't have the book, you can watch the story being told on YouTube.

<https://www.youtube.com/watch?v=ADnAGBWlqzE>



Talk about what happens in the story.

Decorate your very own alien underpants! What will you put on them?



Make your own flying saucer!



Paint the underneath of a paper plate in a colour of your choice and let it dry. You could make the alien to go inside from playdough (like shown) or any craft materials you have in the house. Finally add a clear plastic cup using PVA glue around the rim of the cup.



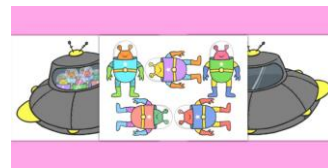
Can you make hand or foot print aliens?

Make a planet picture!



Cut out a circle to be your planet. You could decorate it by printing patterns, bubble painting or milk marbling! To 'milk marble' simply fill a small tray with milk and add droplets of food colouring in various places. Next, dip a cotton bud into some washing up liquid and then dip it into the milk (do not swirl it around, hold it still). You should notice the colours begin to slowly move around. Once you have dipped the cotton bud into a few different places within the tray, you should have a lovely colourful effect. Gently lay your paper circle on top of the milk, the food colouring should leave a print when you lift it out. Finally, stick it to a dark background and add some stars!

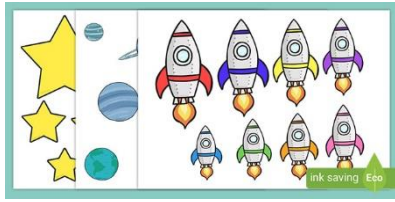
Sing the number song 'Five little men in a flying saucer'



We have added some alien stick puppets to our blog this week.


Take one away each time as you sing the song and practise counting how many are left.

We have added some size ordering pictures to our blog:



Have a go at cutting them out and ordering them from biggest to smallest.

Pencil Control



We have added these space themed pencil control sheets to our bog for you to have a go at!