
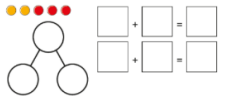




# Week beginning 12th October 2020- Year 1 Home Learning Planner

	English	Maths	Phonics (Letters and Sounds Phase 3)	Topic
Monday	<p>We are always thinking carefully about the rules when writing sentences. Can you remember what they are? Tell your grown up about all of the things you need to remember when writing a good sentence. Play the “jumbled” sentence activity with your grown up and see if you can look for clues, such as a capital letter and full stop, to help you to get the words in order. Use your knowledge of phonics and tricky words to decode. Now “have a go” at the “<a href="#">Silly Sentences</a>” activity for your class group.</p>	<p>Introducing the addition symbol</p> <p>Create digit cards from 0-10. Create a + card and an = card.</p> <p>Using the part-whole model from last week, children use objects to create an addition.</p>  <p>Children to rearrange 2 digits into a number sentence, using the addition and equals symbols.</p> <p><b>Extend: Can they write out their own number sentences?</b></p>	<p>Today we are looking at the digraph ‘ear’.</p> <p>Practise writing the ‘ear’ digraph. Use your phoneme fingers to work out how many sounds are in these words and have a go at spelling them. Your grown up will read them to you.</p> <p>ear, dear, fear, hear, gear, near, tear, year, beard</p> <p><b>Remember there are lots of games available on phonics play which is still currently free to access.</b></p> <p><b>Password: March 20</b> <b>Username: Home</b></p>	<p><b>Geography:</b> We have had lots of fun learning about features of Ryhope, Sunderland and local landmarks. Today we are looking a little further afield and thinking about the country that we live in, which is one part of the “United Kingdom”. Do you know what it is called? Can you find out? Watch this BBC Bitesize video and read the facts with your grown-up for some more information:</p> <p><a href="https://www.bbc.co.uk/bitesize/topics/zyhp34j/articles/z4v3jhw">https://www.bbc.co.uk/bitesize/topics/zyhp34j/articles/z4v3jhw</a></p> <p>Can you complete the <a href="#">worksheet about the United Kingdom</a>? Did you find out the name of our country? What is the capital city called? Can you write it in the correct place? Maybe you can also mark and label Sunderland? Write a sentence or two about some of the facts you learned about our capital city of London. Can you find out anything more on the internet?</p>
Tuesday	<p>Thinking about what you did yesterday when you were unjumbling the sentences, we are going to try to correct some mistakes that Mrs Simpson has made today! She has forgotten the rules about capital letters and full stops, and she hasn’t used her phonic knowledge or thought about how the tricky words are spelled! Silly sausage! Can you help to make the sentences correct? Think about the tricky words we have been learning in Letters and Sounds, and how they look in your reading books. Have a go to complete the “<a href="#">Correct the Sentence</a>” activity for your class group.</p>	<p>Using the addition symbol</p>  <p>Complete the part-whole models and use this to complete the number sentences.</p> <p>e.g. <math>2 + 3 = 5</math> <math>3 + 2 = 5</math></p> <p><b>Extend: Use dominoes for children to create their own number sentences.</b></p>	<p>Today’s digraph is ‘air’. Practise saying it and writing it.</p> <p>Your grown up will write down some words, can you spot the ‘air’ digraph.</p> <p>air, hair, pair, chair, fair, lair, hairy, funfair</p> <p><b>Can you read these sentences together and spot the grapheme?</b> Do I need to cut his hair? Put that pair of socks on the chair. He went back to his lair.</p>	<p><b>Science:</b> We are continuing our learning about the 5 senses, and this week we are going to investigate the sense of hearing. Do you know which part of your body you use to hear with? Hear is a great video to watch to learn more!</p> <p><a href="https://www.youtube.com/watch?v=HMXoHKwWmU8">https://www.youtube.com/watch?v=HMXoHKwWmU8</a></p> <p>Try <a href="#">this investigation</a> with your grown-ups to see which objects you can hear from different distances ☺</p>
Wednesday	<p>Play flashcards with the “giant word bricks” Try it a few times and see if you can beat your score each time. Look carefully at how the words are spelled. They are called “tricky words” because when you try to sound them out, some of the letters don’t make their usual sound, and you have “train your brain” to remember this! Have a go at the “<a href="#">Sort the Words</a>” for your class group activity, and put the correct spellings in one group, and the incorrect spellings in another group.</p>	<p>Adding together</p> <p>Using objects create a number story. e.g. There are 2 yellow pencils and there are 3 green pencils. <b>There are 5 pencils altogether. Reinforce the vocabulary of altogether.</b></p>	<p><b>Practise these tricky words:</b></p> <p><b>They, them</b></p> <p><b>Can you write them? Stick them up around the house. Remember to look out for them in your reading books.</b></p>	<p><b>Art:</b> Andy Goldsworthy is another artist that we are learning about in school. He enjoys using nature as inspiration. Watch this clip to find out more about him.</p> <p><a href="https://www.bbc.co.uk/bitesize/clips/zs87tfr">https://www.bbc.co.uk/bitesize/clips/zs87tfr</a></p> <p>See some images of his art work here:</p> <p><a href="https://usaartnews.com/photo-video/natural-sculptures-by-andy-goldsworthy">https://usaartnews.com/photo-video/natural-sculptures-by-andy-goldsworthy</a></p> <p>Watch this story about “Leaf Man”:</p>

# Week beginning 12th October 2020- Year 1 Home Learning Planner

		 <p>There are <input type="text"/> white bears.</p> <p>There are <input type="text"/> brown bears.</p> <p>There are <input type="text"/> bears altogether.</p> <p><b>Extend: Children to create number sentences without the use of practical resources or pictorials. Can they talk through their own number story?</b></p>		<p><a href="https://www.youtube.com/watch?v=bqWj3WV6g8">https://www.youtube.com/watch?v=bqWj3WV6g8</a></p> <p>Can you use nature as inspiration for some art work of your own? Take a photo and put it in your portfolio 😊</p>
<p>Thursday</p>	<p>Use some of the Tricky Words on the giant word-bricks to include in some interesting sentences of your own. Do at least 3, don't be lazy 😊!</p>	<p>Adding more</p> <p>Children are learning to count on from a number, rather than count altogether.</p> <p>Using the number story model First, Then, Now, children begin to understand adding more and counting forwards.</p> <p>e.g</p> <p>There are 2 frogs in a pond. 4 more frogs jump in the pond.</p>  <p>How many frogs are in the pond now?</p> <p><input type="text"/> + <input type="text"/> = <input type="text"/></p> <p>There are <input type="text"/> frogs in the pond now.</p> <p><b>Extend: Can children create their own number sentence from a story or create their own number stories?</b></p>	<p>Today's digraph is 'ure'. Practise saying it aloud and writing it.</p> <p>Sound talk these words with an adult, using your phoneme fingers. Can you have a go at spelling them. Remember to add your sound buttons.</p> <p>sure, pure, cure, secure, manure, mature</p> <p>Can you think of a sentence using your new words?</p>	<p><b>R.E:</b></p> <p>It is Harvest time in Autumn. Do you know what that means? Talk to your grown-up and read the information included with the planner. Then you can watch this video to learn a bit more.</p> <p><a href="https://www.youtube.com/watch?v=5d2Mft72CXg">https://www.youtube.com/watch?v=5d2Mft72CXg</a></p> <p>Christians celebrate Harvest to show that they are thankful for all of the wonderful food grown on our land. Can you draw and label a picture, or write a list of all of the things that you are thankful for? It does not have to be food, it could be that you are thankful to people who look after you, or that you are thankful for being healthy and strong. When you have done that, maybe you would like to complete some of the lovely Harvest Art included with the planner.</p>
<p>Friday</p>	<p>Today is reading day. Find your new reading book on Book Bugs, and read it with your grown-up. Try some of the challenges and activities on Book Bugs too!</p>	<p>Practising addition</p> <p>Can you write out all of the additions for the number bonds to 10?</p> <p>e.g <math>1 + 9 = 10</math></p> <p><b>extension: Does it matter which number comes first in an addition number sentence? Prove it.</b></p>	<p>Practise segmenting and blending 'er' words.</p> <p>her, hammer, letter, ladder, supper, dinner, better, summer, farmer, shorter, longer, powder</p> <p>Read these sentences together:</p> <p>I got a letter from a farmer. My ladder was much longer than her ladder. Get a hammer and bang in a nail.</p>	<p><b>PE: "A Minute to win it!" Challenge:</b></p> <p>Complete the "huff and puff" challenge to build up your stamina. Can you do a minute's worth of each of these basic moves without stopping? Have a quick break between each different move, but then get cracking again quickly!</p> <p><b>(Hopping, skipping, galloping, side-stepping, bouncing)</b></p> <p>Now can you practise changing direction while you are on the move? Can you run forwards then change quickly to go backwards? What about galloping then changing quickly to sidesteps? Have a go, keep practising to see if you improve!</p>

Please remember to add photos to your child's portfolio on Dojo, so that it can be marked and included in their workbooks. Many thanks! 😊