


Week beginning 11th January 2021- Year 2 Home Learning Grid

	English	Maths	Topic
Monday	<p>Last week we began thinking about the main character in our new class story and predicting what we thought it would be about. This week we are going to read the story! The skills we build up this week will lead to our ‘big write’ at the end of the week which will be a character description of Eliot Midnight Superhero.</p> <p>*Remember in all of your writing to include Capital letters, finger spaces and punctuation! *</p> <p>Eliot Midnight Superhero - YouTube (You can listen to the book on this you tube link)</p> <p>After you have read the book we would like you to think about how you could describe Eliot’s personality. For example: quiet, brave, intelligent, secretive, helpful, fast, talented, sleuth, courageous.</p> <p>(See Monday dated worksheets) Task One: Create a mind map of adjectives to describe Eliot’s personality. Task Two: Once you have finished this we would like you think of synonyms for these adjectives. Synonyms are words which have a similar meaning for example: little, small, tiny, teensy. Big, huge, giant, enormous</p> <p>I have included an example below 😊</p>	<p>Draw 2 groups of 2 on some paper. E.g.</p> <div><div><div></div><div></div></div><div><div></div><div></div></div></div> <p>Ask chn what is the same? What is different? Write multiplication number sentences $2 \times 2 = 4$. Talk to the chn about having 2 groups of 2, 2 lots of 2, 2 times 2.</p> <p>Draw 3 groups of 2. Ask what is the same what is different?</p> <div><div><div></div><div></div></div><div><div></div><div></div></div><div><div></div><div></div></div></div> <p>Write multiplication number sentence $3 \times 2 = 6$ Draw 5 groups of 2 and ask them what times table they think we are looking at and why? Ask chn how many 2s go into 16, encourage use of counting in 2s mentally on their fingers.</p> <p>Write number sentences in the 2 times table and solve calculation by counting in 2s mentally or drawing groups of:</p> <div><div><div>1×2</div><div>2×2</div><div>3×2</div><div>4×2</div><div>5×2</div><div>6×2</div><div>7×2</div></div><div><div>8×2</div><div>9×2</div><div>10×2</div><div>11×2</div><div>12×2</div></div></div> <p>Can the children spot any patterns? If we try the multiplication the other way around – does the answer stay the same or change?</p> <p>*5 dojo points if you can tell me what the pattern is???</p> <p><u>Discuss multiples of 2.</u></p> <p>https://whiterosemaths.com/homelearning/year-2/week-1-number-multiplication-and-division/</p>	<p>History</p> <p>Last week we began to look at different sources to give a clue into our next history topic. We are going to be learning about a very important lady called Florence Nightingale.</p> <div></div> <p>If you are able to, please watch the below clip you can find it on BBC teach – Florence Nightingale. It is excellent to explain Florence Nightingale’s importance and what she did in her life.</p> <p>https://www.bbc.co.uk/teach/class-clips-video/true-stories-florence-nightingale/z68fcqt</p> <p>Task</p>

Week beginning 11th January 2021- Year 2 Home Learning Grid

	<table><tr><th>Adjective</th><th>Synonym</th><th>Synonym</th></tr><tr><td>Brave</td><td>Fearless</td><td>daring</td></tr><tr><td>quiet</td><td>shy</td><td>calm</td></tr><tr><td>intelligent</td><td>clever</td><td>bright</td></tr></table> <p>Challenge: Can you write these into sentences? E.g. Eliot the midnight superhero was quiet, peaceful and calm during the day. Eliot was intelligent, clever and bright. Try to include commas!</p> <p>*5 extra dojo points for completing challenge too*</p>	Adjective	Synonym	Synonym	Brave	Fearless	daring	quiet	shy	calm	intelligent	clever	bright	<p>You can watch the video or read the text added to the (History Resources) about Florence Nightingale and complete the fact file about Florence Nightingale!</p> <p>If you have any extra facts you would like to add that would be fantastic!</p>
Adjective	Synonym	Synonym												
Brave	Fearless	daring												
quiet	shy	calm												
intelligent	clever	bright												
Tuesday	<p>Today we are carrying on our learning about Eliot Midnight Superhero – you should listen to the story again to recap your memory.</p> <p>Our main focus of writing today will be similes. Similes are when we compare 2 things to show the similarities for example using the word ‘like’ or ‘as’. For example: The sun is as hot as lava. My car is fast as lightening. The flower is yellow like the sun. Outside is cold like ice. (children have covered these in the past and did a great job!)</p> <p>You can watch this video to help explain what similes are Simile Lesson Classroom Language Arts Video - YouTube</p>	<p>Draw 2 groups of 5 on some paper. E.g.</p> <div><div><div></div><div></div><div></div><div></div><div></div></div><div><div></div><div></div><div></div><div></div><div></div></div></div> <p>Ask chn what is the same? What is different this time? Write multiplication number sentences $2 \times 5 = 10$. Talk to the chn about having 2 groups of 5, 2 lots of 5, 2 times 5.</p> <p>Draw 3 groups of 5. Ask what is the same, what is different?</p> <div><div><div></div><div></div><div></div><div></div><div></div></div><div><div></div><div></div><div></div><div></div><div></div></div><div><div></div><div></div><div></div><div></div><div></div></div></div> <p>Write multiplication number sentence $3 \times 5 = 15$</p>	<p>Science: Recap the meaning of materials and materials that are natural or manmade.</p>											

Week beginning 11th January 2021- Year 2 Home Learning Grid

Task 1:

Write similes to describe Eliot Midnight superhero.

For example:

Eliot is as brave a lion.

During the day he is as quiet as a mouse.

His hair is curly like noodles and wild like a lion's mane!

Eliot can swim like a shark.

Try to write as many similes as you can think of to describe Eliot's personality and appearance.

Challenge: Try to use conjunction 'because' in your similes. E.g.

The midnight superhero is like a _____ because he is so quick.

The midnight superhero climbs like _____ because he needs to save people.

5 extra dojo points for completing challenge too

Draw 6 groups of 5 and ask them what times table they think we are looking at and why? How many 5's go into 20? How can we work it out? On your fingers? Draw the groups?

Write number sentences in the 5 times table and solve calculation by counting in 5s mentally or drawing groups of:

1×5 2×5 3×5 4×5 5×5 6×5 7×5
 8×5 9×5 10×5 11×5 12×5

Can the children spot any patterns? If we try the multiplication the other way around – does the answer stay the same or change?

***5 dojo points if you can tell me what the pattern is???**

Discuss multiples of 5.

<https://whiterosemaths.com/homelearning/year-2/week-1-number-multiplication-and-division/>

Natural and Man-Made Materials

Natural Materials



Man-Made Materials












Move onto this week's learning which will be materials and their properties. Materials have lots of different properties shown below:

Week beginning 11th January 2021- Year 2 Home Learning Grid



Week beginning 11th January 2021- Year 2 Home Learning Grid

Properties of Materials

hard not easily broken or pierced  A hard diamond.	squashy easily crushed or squeezed  The play dough is squashed.	smooth an even and regular surface  Some smooth pebbles.
absorbent able to soak up liquid  The sponge is absorbent.	bumpy uneven, raised patches  This shell is bumpy.	opaque cannot be seen through  She is hidden by the opaque screen.
dull lacking shine or brightness  The moth's wings are dull.	brittle hard, but may break easily  The glass is brittle.	translucent allowing some light to pass through  The screen is translucent.

Week beginning 11th January 2021- Year 2 Home Learning Grid

			<p>Properties of Materials</p> <ul style="list-style-type: none"> soft: not firm to the touch. The kitten has soft fur. transparent: can be seen through. This glass is transparent. rigid: unable to be bent or forced out of shape. Stone is rigid. waterproof: repels water and liquids. A waterproof coat. rough: uneven, irregular surface. The log has rough bark. flexible: able to bend. A flexible spring. shiny: reflects light, smooth surface. A shiny silver spoon. elastic: springs back once stretched. An elastic band. <p>Materials And Their Properties - YouTube</p> <p>Task: (See Science Worksheet) Have a look at objects at home and identify what material it is made from and its properties.</p> <p>PSHE: We will be starting to think about School Councillors and we would like you to ask if any of your children would like to put forward reasons why they would like to be a school councillor. Think about the responsibilities of a school councillor – representing children in school, confident to speak about opinions etc.</p> <p>IF children would like to be a school councillor they should write the reasons they think they would be a</p>
Wednesday	<p>Think about previous learning this week and discuss Eliot's appearance and his personality.</p> <p>Today we are going to STRETCH out sentences using CONJUNCTIONS and, because, but to link sentences together for example:</p> <p>Eliot is intelligent because he can crack codes.</p>	<p>Draw 2 groups of 10 on some paper.</p> <p>Ask chn what is the same? What is different this time? Write multiplication number sentences $2 \times 10 = 20$. Talk to the chn about having 2 groups of 10, 2 lots of 10, 2 times 10. Talk to them about doubling 10 – what is the answer?</p> <p>Draw 3 groups of 10. Ask what is the same, what is different?</p> <p>Write multiplication number sentence $3 \times 10 = 30$</p>	

Week beginning 11th January 2021- Year 2 Home Learning Grid

The midnight superhero has curly hair **and** big round glasses.
Eliot was a superhero **but** he was very quiet.

Task 1: See Wednesday Worksheet.

Can you chose to suitable conjunction to put into the description sentences of Eliot midnight superhero.

Challenge: Can you write your own sentences about Eliot and include conjunctions?

Conjunctions Conjunctions link clauses or sentences together.

And...	Why?
and	because
But...	When?
although but despite	since yet until when while

Draw 8 groups of 10 and ask them what times table they think we are looking at and why? How many 10s go into 100? How can we work it out? On your fingers? Draw the groups?

Can we go above and beyond 100 up to 12×10 ?

Write number sentences in the 10 times table and solve calculation by counting in 10s mentally or drawing groups of:

1×10 2×10 3×10 4×10 5×10 6×10
 7×10 8×10 9×10 10×10 11×10 12×10

Can the children spot any patterns? If we try the multiplication the other way around – does the answer stay the same or change?

***5 dojo points if you can tell me what the pattern is???**

Discuss multiples of 10.

<https://whiterosemaths.com/homelearning/year-2/week-1-number-multiplication-and-division/>

<https://whiterosemaths.com/homelearning/year-2/week-1-number-multiplication-and-division/>

great one. If not, children should think of questions they would like to ask people putting their name forward to be school councillors.

Thursday

You have built up so many skills this week in your writing! Keep it up, today we are going to be trying to write different sentence openers.

Read children this description of Eliot and highlight that every sentence starts with Eliot and how we can improve it!

Eliot is a superhero. Eliot wears red glasses and has curly hair. Eliot has a tiny, freckled nose. Eliot has a green cape. Eliot is small and cute. Eliot is intelligent. Eliot is quiet. Eliot can swim like a shark because he is a champion swimmer. Eliot is courageous.

Ask children what other sentence openers they could use? E.g. he, the midnight superhero, the small boy etc. Improve my sentences together.

Task 1:

Recap what we have learned this week by completing some mixed multiplications by drawing groups:

3×2 4×5 6×2 12×2 3×10 5×2 8×5

See attached sheet and complete multiplication problems including the 2, 5 and 10 times tables.

(Thursdays Maths Resource Cards)

Art:

In art we are going to be studying a famous artist called Andy Warhol who has very unique art skills. Our task to you is to find out as much information about Andy Warhol and his techniques in art. If you would like to, you could try to recreate one of his famous pieces.

Week beginning 11th January 2021- Year 2 Home Learning Grid

	<p>To write sentences to describe Eliot using different sentence openers. (See Thursday resource for different sentence openers children can use)</p> <p>Children to try to challenge themselves and include skills we have learned this week in their writing e.g. synonyms, similes, conjunctions.</p>		
Friday	<p>Today is our 'Big Write' day! You are going to apply all of your skills you have learned this week and write a detailed character description of Eliot Midnight Superhero. You may want to read over what you have done during the week to recap your memory.</p> <p>Try to include</p> <ul style="list-style-type: none"> • Exciting adjectives • Expanded Noun Phrases • Similes • Conjunctions • Synonyms • Different sentence openers <p>Remember to use CAPITAL LETTERS, FINGER SPACES AND PUNCTUATION!</p> <p>I am very excited to read your character descriptions! Please remember to send them in!</p>	<p>Consolidate what we have learned this week by trying to work out the following multiplications mentally, if struggling, draw groups:</p> <p>12 x 2 11 x 5 10 x 5 3 x 2 11 x 10 4 x 10 9 x 2</p> <p>See attached sheet and play snakes and ladders with your grown-ups.</p> <p>Remember multiplications can be either way around.</p> <p>(Fridays Maths Resource Cards)</p>	<p>R.E</p> <p>In R.E we are learning about Christianity and thinking about Churches as it is a place of worship. Take a look at the Church word mat and write definitions for each word and how they link to the church.</p> <div data-bbox="1612 606 2150 1356"> <p>Church</p> </div>

Week beginning 11th January 2021- Year 2 Home Learning Grid

Remember for every piece of work you submit you will receive dojo points!!!