

Week beginning 25th January 2021- Year 2 Home Learning Grid

	English	Maths	Topic
Monday	<p>This week we want you to be journalists and write a newspaper article about what happened in the supermarket in our story Supertato!!</p> <p>We have attached examples for you to look at the features of a newspaper (See Newspaper Examples Resource)</p> <p>Read the newspaper articles to understand how they are presented. They include a bold and snappy headline and describe the events that have happened.</p> <p>Task 1: Can you think of a snappy title for your newspaper article you will write this week?</p> <p>Task 2: (See Monday Worksheet) Can you write sentences to explain what happened in the supermarket to plan for your newspaper article? Remember the people reading your newspaper article might not know the book!! So make sure you explain that it was in a supermarket, at night, the pea escaped, what crimes the pea committed!</p>	<p>This week in Maths we are learning about shapes!!</p> <p>Firstly, we will identify 2D shapes and discuss their properties:</p> <p>Display a range of different 2D shapes and ask chn how many sides each shape has (see attached resources sheet).</p> <p>Identify shape and write correct name.</p> <p>Are the sides straight or curved? Ask chn how many vertices (corners) there are (encourage chn to use correct terminology instead of 'corners').</p> <p>If we were to order these shapes by the number of sides which one would come first? Why? Which one would come last? Why?</p> <p>Repeat with vertices.</p> <p>Write down as many 2D shapes as you can think of and write properties: how many sides and how many corners.</p>	<p>History:</p> <p>Today we are going to be focusing on the differences in Scutari hospital before Florence Nightingale arrived and after she arrived.</p> <p>History KS1 / KS2: Florence Nightingale - BBC Teach</p> <p>Watch the clip to help remind you.</p> <p>Task one: (See Attached Worksheet History 1) Can you organise the pictures into before and after? Challenge: Can you write sentences about the hospitals before and after Florence Nightingale arrived. E.g. Before Florence Nightingale arrived soldiers slept on the floor after she introduced beds for them.</p> <p>Florence Nightingale is an important figure in history because her principles of nursing and healthcare changed hospitals forever. However, since the 1800's healthcare has continued to change and improve.</p> <p>Task two: (See Attached Worksheet History 1) Take a look at the pictures of the hospital in Scutari and hospitals today then write the similarities and differences. E.g. curtains for patients to have privacy. machinery (technology has improved) Take a look at the pictures of the nurses in Scutari and nurses today then write the similarities and differences. e.g. uniform</p>

Week beginning 25th January 2021- Year 2 Home Learning Grid

Tuesday

We are going to continue planning our newspaper article today!

First question I want you to think about is... Will be writing the Newspaper report in the past or present? When did it happen? In the present (happening right now) or in the past.

You will be writing your newspaper article in the **past** because it is an event that has already happened!

Therefore you need to ensure your verbs are in the **past tense**.

Past and Present Tense Verb

Present Tense	Past Tense	Present Tense	Past Tense
be	was	forget	forgot
become	became	get	got
begin	began	go	went
bite	bit	grow	grew
break	broke	have	had
bring	brought	know	knew
come	came	leave	left
choose	chose	lose	lost
do	did	read	read
drive	drove	ride	rode
eat	ate	spell	spelt
fly	flew		

Recap shapes and terminology from yesterday.

Identify shapes.

Discuss amount of sides and vertices.

Display dotted paper and explain to chn that today we are going to draw shapes (see attached sheet in resources)

Model drawing a square – how many sides? Straight or curved? Equal length?

How can we make our shape equal on all sides? (count the number of dots). How can we make a straight line? Use a ruler.

Model using ruler and draw shapes encouraging chn to check number of sides and number of vertices. Chn to label shapes correctly.

Draw:

Square, triangle, rectangle, pentagon, hexagon, octagon, kite.

Science:

This week in Science we are going to start thinking about investigating materials:

Present problem to chn – Superhero thunderbolts cape always gets wet in the rain and makes him cold and soaked. He feels it makes him weak! How can we help?

Discuss working as scientists and planning an investigation to find out which material would be most suitable for superhero thunderbolts cape.

Discuss uses of a cape. Waterproof, non-absorbent, flexible etc.

Brainstorm materials the chn think we could use? List up to 5. Discuss suitability. Why couldn't we use glass? Wood? What is going to be fit for this purpose?

Discuss properties of these materials. Once chn are happy move on to planning the equipment we would need to perform a simple test and discuss making the test fair.

What will we keep the same, what will we change?

Lastly, discuss our method. How will we complete it?

Week beginning 25th January 2021- Year 2 Home Learning Grid



Regular Past Tense Verbs

Add-ed to the verb:			
asked	growled	opened	squealed
blinked	helped	offered	started
buzzed	jumped	phoned	stayed
chewed	kicked	played	talked
cooked	kissed	rolled	visited
crossed	laughed	scratched	walked
destroyed	listened	screamed	wanted
enjoyed	lived	showed	watched
failed	looked	slumped	whispered
finished	missed	smelled	worked
fixed	needed	spilled	yelled
Add-d to the verb if it ends in -e:	Double the end consonant and add -ed to the verb:		Take off the -y and add -ied to the verb:
agreed	banned	travelled	carried
closed	cancelled	grabbed	married
decided	levelled	hugged	studied
died	marvelled	skipped	tried
escaped	planned	swapped	cried
liked	stopped	tripped	fried
smiled			emptied



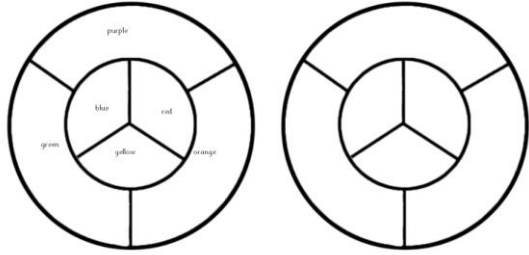
Irregular Past Tense Verbs

ate	cast	flung	learnt
awoke	caught	fought	led
beat	chose	found	lent
became	clung	froze	let
began	cost	gave	lit
bent	crept	grew	lost
bet	cut	ground	made
bit	dealt	got	meant
bled	did	heard	met
blew	drank	help	misspelt
bore	dreamt	hid	mistook
bought	drew	hit	overcame
bound	drove	hung	overdid
bred	dug	hurt	overthrew
broadcast	fed	kept	overtook
broke	fell	knelt	paid
brought	felt	knew	put
built	fit	knit	quit
burnt	fled	laid	ran
burst	flew	lay	rang
came	forgot	leapt	read

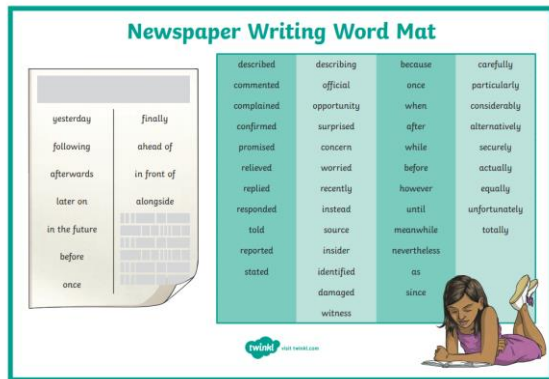
Week beginning 25th January 2021- Year 2 Home Learning Grid

	<p>Task 1 (See Tuesday Worksheet – Changing sentences to the past tense) Challenge: Write your own sentences in past tense. (5 Extra Dojo) Challenge 2: Mini Test (see worksheet) – see how much you have learned about past tense verbs. (5 Extra Dojo)</p>		
Wednesday	<p>Today we want you to plan your newspaper article which will help you to write it up tomorrow in our Big Write.</p> <p>Think about what will your headline be? What is your report now? Who is your report about? Where did the event happen? When did the event happen? Think of your introduction – this needs to grab your readers attention! Tell the readers what happened... who committed the crimes? You could include speech e.g. The broccoli said "I was so scared! The pea was up to no good!"</p>	<p>Use shapes drawn on dotted paper yesterday:</p> <p>Introduce chn to a vertical line of symmetry using 2D shapes.</p> <p>Discuss the word 'symmetrical' – meaning a shape looks exactly the same on both sides. If you were to split a shape in half it would look identical.</p> <p>Display examples of shapes that are not symmetrical so chn can gain an understanding of why. What does vertical mean? Where is the vertical line of symmetry? Display vertical line of symmetry by drawing a straight line down the middle of a 2D shape.</p> <p>Which is the odd shape and why? What resources could we use to check our lines of symmetry? Encourage chn to use paper folding and mirrors to check the vertical line of symmetry.</p> <p>Use resources sheet to draw vertical lines of symmetry on 2d shapes.</p> <p>Ext: Draw other half of shape to make it symmetrical.</p>	<p>Art:</p> <p>In art we are linking our artist Andy Warhol to our superhero theme. We are looking at the superhero onomatopoeia words (shown below) and want you to have a look and think about the features. What kind of colours do they use? How do the colours complement each other? How the thick black lines help the shapes to stand out? Look at the layering of the words and shapes.</p> <p>Before you begin to make your own we would like you to create colour wheels mixing primary colours at home. (See colour wheel work sheet) Think about what colours you want to use after you have created your colour wheel. Which colours do you think will stand out against one another?</p>  

Week beginning 25th January 2021- Year 2 Home Learning Grid

			  <p>Colour wheels – see worksheet.</p> 
Thursday	<p>Big Write:</p> <p>Today we would like you to use your plan from yesterday and your activities from this week to write your Big Write of your newspaper report.</p>	<p>Identifying patterns with 2d shapes. Use attached resource sheet:</p> <p>Display 2D shape pattern and ask chn what shapes they can identify.</p> <p>What can thy discuss about the image? Can they find a pattern? How would they continue it?</p> <p>Display next pattern including shapes of a different orientation. What is different? What can we notice now?</p> <p>Which shape will come next, Why?</p> <p>Think about the colour of the pattern. Does this need to stay the same?</p>	<p>PSHE:</p> <p>Have a circle time with your family at home (like we do at school)</p> <p>Can you think about feelings?</p> <p>What are our different feelings?</p> <p>How are you feeling at this time not being able to come to school?</p> <p>How can we help to manage our feelings? E.g. if we feel angry deep breaths.</p> <p>If we feel sad talking to someone or exercising or meditation on you tube.</p>

Week beginning 25th January 2021- Year 2 Home Learning Grid



Remember to write in:

- Past tense
- Remember to write your headline

Remember to write with capital letters, punctuation and finger space.

Chn to complete worksheet on repeated patterns, identifying shapes and colour.

Once complete chn could make their own patterns by drawing, painting, using objects etc.

Don't forget to send in those photographs!!!

Friday

Reading Comprehension – (see Friday reading comprehension)

Today we would like you to read the superhero texts and answer the comprehension questions about them. Remember to read the text carefully a few times and then read the questions a few times to ensure you fully understand them.

Exploring 3D Shapes:

Show chn a range of 3d shapes including cuboid, cube, square based pyramid, sphere and cylinder. (see attached resource)

Can they see any 2D shapes within these shapes e.g. square on a cube, rectangle on a cuboid etc.

Introduce the **flat** surfaces of a 3D shape as our **flat** 2D shapes.

Children could make nets of these shapes or find objects around the house such as a sphere (orange), cube (dice) etc.

Count the faces together on a range of 3D shapes marking the faces as we go so we don't lose count.

Discuss the difference between face and curved face. What real life objects have 6 faces like a cube?

R.E:


We are continuing to learn about Christianity and Church as a place of worship.

[A Christian baptism \(pt 1/2\) - KS1 Religious Education - BBC Bitesize](#)

[A Christian baptism \(pt 2/2\) - KS1 Religious Education - BBC Bitesize](#)

(See R.E Worksheet)

Week beginning 25th January 2021- Year 2 Home Learning Grid

		<p>Does a cuboid always have 2 square faces and 4 rectangular faces?</p> <p>Children to identify 3D shapes and discuss how many faces are on each one.</p>	<p>A Baptism Scene Label the baptism scene</p>  <p>Word Bank baby parents godparents vicar font gown candle oil</p> <p>Can you label the baptism scene then you could challenge yourself to write definitions of each word and why they are important during a Baptism. E.G. God parents are important because</p> <p>You could talk to your parents and think about if you've been baptised? What memories do you have from yours?</p>
--	--	--	---

Remember for every piece of work you submit you will receive dojo points!!!