







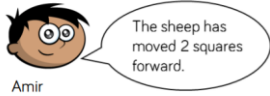
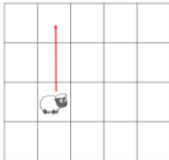
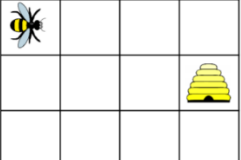
Week beginning 22nd February 2021- Year 2 Home Learning Grid

This term we will learning about AFRICA!

	English	Maths	Topic
Monday	<p><u>Making Predictions</u></p> <p>Today we are going to be making predictions using pictures and text from our new Key Text for this term.</p> <p>Remember when you are making predictions to explain your reasons using the conjunction 'because'. Tell us why you have made the predictions using evidence from the pictures and the text.</p> <p>See (Literacy Monday Resources)</p>	<p>This week in Maths we are going to be learning about Position and Direction</p> <p>Throughout the week children are to use language 'forwards', 'backwards', 'up', 'down', 'left' and 'right' to describe movement in a straight line.</p> <p>Children will practically follow and give directions with a siblings/parent before writing directions for routes and recording routes on 2-D grids</p> <p><u>Year 1 Recap</u></p> <p>Complete the stem sentences to describe the movements made.</p> <p>The  has moved 1 square _____.</p> <p>The  has moved ____ squares _____.</p> <p>The ____ has moved 2 squares up.</p> <p>The ____ has moved ____ squares down.</p> <div data-bbox="1310 909 1579 1173"> </div> <div data-bbox="907 1212 1153 1452"> </div> <p>Record these movements on the grid using arrows.</p> <p>The  moves 1 square right.</p> <p>The  moves 3 squares forward.</p> <p>The  moves 1 square down.</p> <p>The  moves 1 square up.</p>	<p>Geography</p> <p>This term we are focusing on Geography. Identifying 7 continents and world oceans.</p> <p>Seven Continents Song - YouTube</p> <p>Five Oceans Song - YouTube</p> <p>A continent is a large solid area of land. Earth has seven continents and 5 oceans.</p> <p>Watch the videos to help you to label the continents and oceans then answer questions to deepen your understanding.</p> <p>(See attached Geography worksheet)</p>

Week beginning 22nd February 2021- Year 2 Home Learning Grid

This term we will learning about AFRICA!

		<p>Year 2</p> <p>Complete following problems as an introduction to position and direction.</p> <div>  <p>Amir</p> </div> <div>  <p>Is Amir correct? Explain your reasoning.</p> </div> <div> <p>How many different routes can you write for the bee to get to the hive?</p> <p>Use the words forwards, backwards, left and right.</p> <div>  </div> </div>	
Tuesday	<p><u>Making Inferences</u></p> <p>Some stories give clues which help you to work out, or infer, what's really happening.</p> <p>What is inference? - BBC Bitesize</p> <p>Today we want you to look at the pictures from our Class text and make inferences using the pictures as evidence.</p>	<p><u>Recap terminology from yesterday</u></p> <p>https://www.youtube.com/watch?v=IOSu2DcUu5U</p> <p>Children now need to describe turns using the language 'full turn', 'half turn', 'quarter turn', 'three-quarter turn', 'clockwise' and 'anticlockwise'.</p> <p>It is important to encourage the children to take into consideration which direction the object/person is facing to begin with.</p>	<p>Science</p> <p>Science:</p> <p>What do animals need to survive? Discuss with children and brainstorm ideas.</p> <p>https://www.bbc.co.uk/bitesize/topics/z6882hv/articles/zx38wmn.</p> <p>https://www.youtube.com/watch?v=X_DwEfucvU - watch video.</p> <p>Explain that all animals (including humans) need oxygen, water and food. Ask children to describe the difference between something that we need and something that we want. Explain that if we need something, without it we would die; if we only want something, then we can survive without it.</p>

Week beginning 22nd February 2021- Year 2 Home Learning Grid

This term we will learning about AFRICA!

Practise using a teddy, lego person, figure or your siblings/parents to make different turns.

Turn a figure.

Ask your partner to describe the turn using the language, 'full turn', 'half turn', 'quarter turn', 'three-quarter turn', 'clockwise' and 'anticlockwise'.



Complete the following:

Match the turn to the description.



A full turn.



A quarter turn clockwise.



A half turn anticlockwise.

Describe how the triangle has turned each time.



The triangle has made a _____ turn _____.



The triangle has made a _____ turn _____.



The triangle has made a _____ turn _____.

As a challenge:

Complete the problems in Maths Resources

Give children a table split into two columns of 'need' and 'want'. Children to write in each column what is appropriate to animals such as they need 'food, water, air (oxygen), protection, shelter, excretion) to survive and things they 'want' such as 'friends, play, toys, comfort, space' which is not needed for survival.

Children to research, find out and write about some of the ways that different animals get what they need to survive e.g. Fish survive by breathing through their gills.

Week beginning 22nd February 2021- Year 2 Home Learning Grid

This term we will learning about AFRICA!

Wednesday

Identifying vocabulary

Today we are going to be identifying effective vocabulary from a passage of text from our Key class Story.

Task 1: identify the verbs in the text. Remember verb are doing words.

Task 2:

Identify the effective vocabulary in the text. If there is any vocabulary that you do not know the meaning

of then research the definition.

For example:

Mighty— possessing great and impressive power or strength, especially because of size.

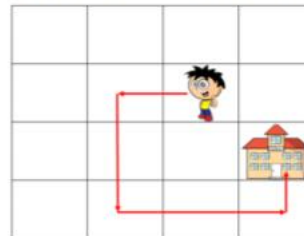
Once you have completed your definitions of effective vocabulary can you put them into a sentence so they make sense?

Recap terminology from yesterday.

Today, children will use their knowledge of movement and turns to describe and record directions.

They need to be aware of the direction the object is facing before it is turned.

Describe the route Dennis takes to school.



Answer the following questions relating to the grids.

Which direction is ____ facing to begin with? Why is this important?

Is ____ moving or just changing direction? How do you know?

How can we record the directions given?

Are there any other routes that could be taken?

As a challenge:

Complete the problems in Maths Resources

R.E

Ash Wednesday

[Ash Wednesday explained... - YouTube](#)

What Would You Give up for Lent?

Lent is a time for Christians to remember Jesus' sacrifice and how he resisted temptation.

If you were giving up something for Lent, what would it be?



Why would it be difficult for you to give it up?

Use the space below to draw what you would give up for Lent.



Week beginning 22nd February 2021- Year 2 Home Learning Grid

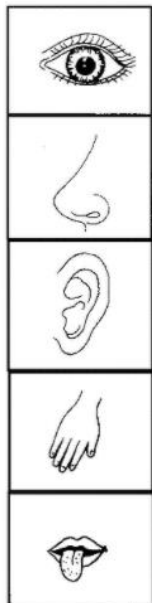
This term we will learning about AFRICA!

Thursday

Today we will be reading up to page 7 and thinking about our senses imagining we are Jamina.

Listen to the African Jungle sounds to imagine you are walking into the bush...

[African Jungle sound effects library - nature and wildlife sounds from the Congo rainforest - YouTube](#)


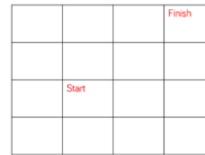


Recap terminology from this week.

Recap using videos
<https://www.youtube.com/watch?v=IOSu2DcUu5U>

Complete following activities. There may be more than one way to do things so think carefully!

How many different routes can you find to get from start to finish. Use the words 'forwards', 'backwards', 'clockwise', 'anti-clockwise' and 'quarter turn'.



As a challenge:

Complete the problems in Maths Resources

Art:

We are going to be concentrating on African Art.




[African art patterns for kids - YouTube](#)

We would like you explore pointillism as an art technique and try to re-create some African Patterns. Pointillism means art through lots of dots. See images.



Week beginning 22nd February 2021- Year 2 Home Learning Grid

This term we will learning about AFRICA!

	 <p>We are going to be writing in the 1st person as if we are Jamina. Think about what you would see / smell / hear / touch / taste / feel as you are walking into the bush. (Remember to write in first person using I ...)</p>		 
Friday	<p>1st person description</p> <p>Today we are going to write a 1st person description walking into African bush. Think about your senses you used yesterday. Think</p>	<p>Recap all learned this week and allow children to complete today's questions.</p> <p>If children show any gaps then please address through video link or by practically doing the movements or giving directions.</p>	<p>P.E</p> <p>Kids Yoga About Boats! 🚢 Yoga Club (Week 26) Cosmic Kids - YouTube</p> <p>Jump Start Jonny</p>

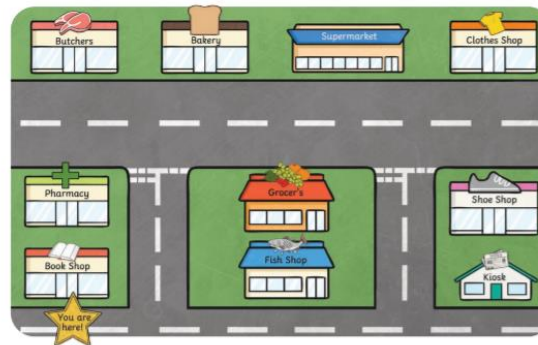
Week beginning 22nd February 2021- Year 2 Home Learning Grid

This term we will learning about AFRICA!

about how you will be feeling .. you have lost your grandfather.. you are alone..

See attached Literacy resources of an example from a child from last year to help write your piece today.

Complete the following worksheet:



1. Write the missing directions to get to the right shops. How do you get to...?
 - The butchers: Go straight ahead. Take the first left. Turn left. It's on the right.
 - The bakery: Go straight ahead. _____
 - The grocer's: _____
 - The pharmacy: _____
 - The kiosk: _____
 - The supermarket: _____
2. Choose a shop and write the directions. Your partner has to work out where you're going!

Practise running, jumping, skipping

Golden Time-

Reward yourself for your hard work this week!

Read a story, draw a picture, watch a movie, bake a cake, play a game etc.

Week beginning 22nd February 2021- Year 2 Home Learning Grid

This term we will learning about AFRICA!

		<p>As a challenge:</p> <p>Complete the problems in Maths Resources</p>	
--	--	--	--