



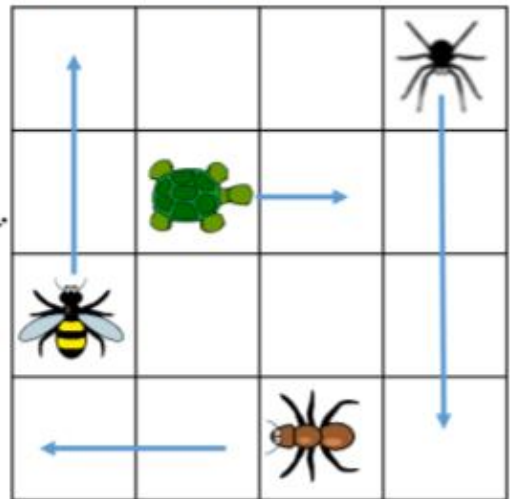
Complete the stem sentences to describe the movements made.

The  has moved 1 square _____.

The  has moved ___ squares _____.

The _____ has moved 2 squares up.

The _____ has moved ___ squares down.



Record these movements on the grid using arrows.

The  moves 1 square right.

The  moves 3 squares forward.

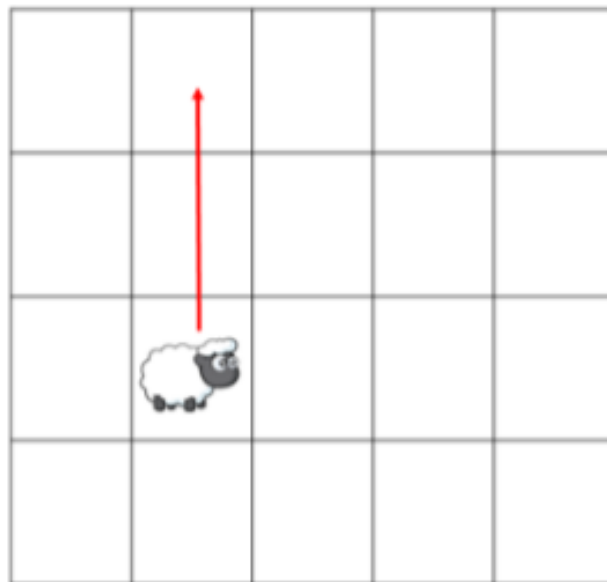
The  moves 1 square down.

The  moves 1 square up.



The sheep has moved 2 squares forward.

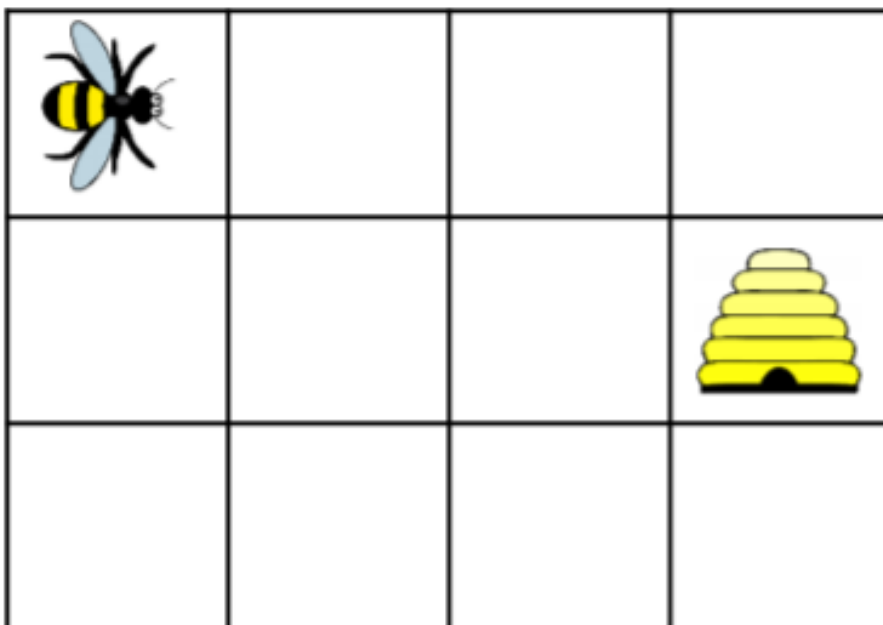
Amir



Is Amir correct?
Explain your reasoning.

How many different routes can you write for the bee to get to the hive?

Use the words forwards, backwards, left and right.



Match the turn to the description.



A full turn.



A quarter turn clockwise.



A half turn anticlockwise.

Describe how the triangle has turned each time.



The triangle has made a _____ turn _____.



The triangle has made a _____ turn _____.



The triangle has made a _____ turn _____.

Problems

Look at the number shape below:



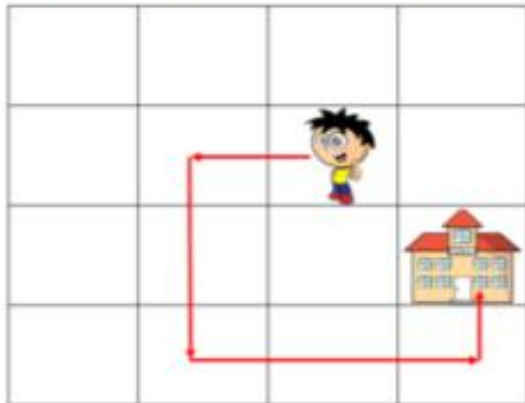
Always, Sometimes, Never

If two objects turn in different directions they will not be facing the same way.

How could the number shape have turned?

Describe all possibilities.

Describe the route Dennis takes to school.



Which direction is ___ facing to begin with? Why is this important?


Is ___ moving or just changing direction? How do you know?

How can we record the directions given?

Are there any other routes that could be taken?

Problems

Write directions for Dennis to get to each place on the map.




Is Whitney correct?



A quarter turn clockwise is the same as a three-quarter turn anticlockwise.

Convince me.

Draw the route to show these directions.



Forward 1 square. Turn left.


Forward 1 square, quarter turn anti-clockwise.

Forward 1 square. Make a quarter turn clockwise.

Forward 1 square. Make a three quarter turn anti-clockwise. Forward 3

Problems

- Order and arrange combinations of mathematical objects in patterns and sequences.
- Use mathematical vocabulary to describe position, direction and movement, including movement in a



a) What will the next shape in the pattern be?

b) What will the 12th shape be?

c) How do you know?



d) Circle the shape that goes next in the pattern.




e) Can you describe what is happening in this pattern? You might use words like: clockwise, anticlockwise, half, quarter or three quarter turn.



1. Write the missing directions to get to the right shops. How do you get to...?

- The butchers: Go straight ahead. Take the first left. Turn left. It's on the right.
- The bakery: Go straight ahead. _____
- The grocer's: _____
- The pharmacy: _____
- The kiosk: _____
- The supermarket: _____

2. Choose a shop and write the directions. Your partner has to work out where you're going!



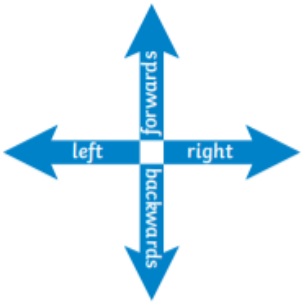

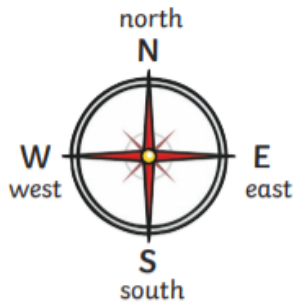







a) Little Red Riding Hood is facing the hill. She does a quarter turn anticlockwise. What is she facing now? Tick one.

squirrel stream

b) You are standing on the flowers facing towards the grass and rainbow. If you do a three quarter turn clockwise, what are you facing now?

c) The bunny does a quarter turn clockwise and hops forwards 3 squares. Where is he now?

d) The woodcutter is facing the 3 little pigs. Tell him how to turn and walk to the tree. Use words like: clockwise, anticlockwise, half, quarter or three quarter turn. Walk forwards _____ squares.

Position and Direction		Knowledge Organiser		
Key Vocabulary	Describing Straight-Line Movement			
forwards		 <p>Left and Right The hand that makes an L shape is the left hand.</p>		
backwards				
left				
right				
north				
south				
east				
west	Describing Turns			
quarter turn	 <p>quarter turn</p>	 <p>half turn</p>	<p>clockwise</p> 	<p>anticlockwise</p> 
half turn				
three-quarter turn	 <p>three-quarter turn</p>	 <p>full turn</p>	<p>If the turn is in the same direction as the hands of a clock, it is clockwise.</p> <p>If the turn is in the opposite direction to the hands of a clock, it is anticlockwise.</p>	
clockwise				
anticlockwise				
pattern				
sequence				
 <p>visit twinkl.com</p>				