

Week beginning 1st March 2021- Year 2 Home Learning Grid

Monday


The Hunter –

Today we are going to share The Hunter story with you!!! (Keep your eyes peeled on Dojo)

Once you have listened to the story a few times – have a think about what you enjoyed about the story? Is there anything you didn't enjoy? What was your favourite part?

Your main task today is to create a story map/ text map of our Hunter Story – this will help you to remember this story. You can create your story map using pictures and arrows and add some key words.

Below is an example of a story map for another story:




This week in Maths we are going to have a week of consolidating...

We are going to recap certain concepts previously learned and apply our skills to particular problems every day.

The first problem involves multiplication and division and some addition.

1 Here is how much it costs to go to the zoo.



Mr Jones and his 3 children go to the zoo.

How much does it cost them altogether?

2 If

$$\triangle + \triangle = 12$$
$$\heartsuit + \triangle = 19$$

What is the value of \heartsuit ?

3 What are the missing numbers?

$$\square \times 10 = 40$$
$$\square \div 10 = 7$$

See attached resources for worksheet.

Geography:

Recap learning from last week – think about the seven continents and 5 oceans. What are they called? What continent do we live on?

The two continents we are going to be focusing on are: **Africa AND Europe** – we are going to be comparing them. Think about what does COMPARE mean?

First compare the size of Africa and Europe? What continent is bigger? What ocean surrounds Africa? What 2 oceans surround Europe?

Discuss how many countries each continent has.

What are human and physical features? - BBC Bitesize

Physical Geography (Natural on our Earth)

Human Geography (Human made on Earth)

Your main task today is to sort physical geography/human geography features of Africa and Europe (See Attached Resources, if you are printing the pictures at home please don't print them all just look at pictures and write the names into each category)

Set it out like this:



Africa

Physical Geography	Human Geography

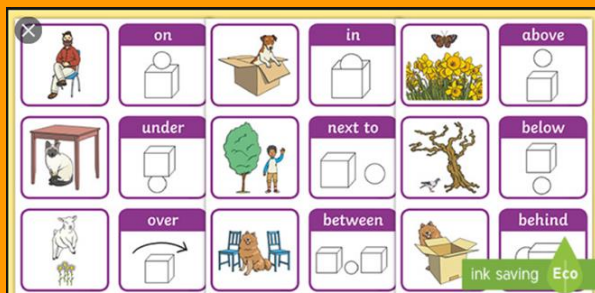
Europe

Physical Geography	Human Geography

Week beginning 1st March 2021- Year 2 Home Learning Grid

			<div></div> <div></div> <p><u>Challenge:</u> Write comparative sentences to compare Africa and Europe</p>						
Tuesday	<p>Today we are going to be continuing our learning about the Hunter – focusing on this image:</p> <div></div> <p>We are going to writing retell of this part of the story using prepositions. During this part of the story it is a happy time for Jamina therefore try to keep you retell positive.</p> <p>What is a preposition? - BBC Bitesize</p> <p>Prepositions</p> <p>A preposition is a word that tells you where or when something is in relation to something else. Examples of prepositions include words like after, before, on, under, inside and outside. The house was on the hill beside a tree. In this sentence 'on' and 'beside' are prepositions which show you exactly where the house wa</p>	<p>Remember Maths is an every day thing. It can be involved in pretty much everything in everyday life.</p> <p>Such as buying tickets, counting seats, paying for sweets etc.</p> <p>The second set of problems involve data and a pictogram, also a reasoning problem with numbers.</p> <div><div><p>1 The pictogram shows the number of children who walk to school each day.</p><table><tr><td>Monday</td><td>● ● ● ● ●</td></tr><tr><td>Tuesday</td><td>● ● ● ● ● ● ● ●</td></tr><tr><td>Wednesday</td><td>● ●</td></tr></table><p>● = 2 children</p><p>There are 20 children in the class.</p><p>How many children did not walk to school on Tuesday?</p></div><div><p>2 These pairs of numbers all have the same total.</p><div><div>5030</div><div>2080</div></div><p>Work out the missing numbers.</p><div></div></div></div> <div></div> <div>See attached resources for worksheet.</div> <td><p>Science:</p><p>Recap habitats by playing the habitat game https://368.stem.org.uk/Human%20and%20Animal%20Habitats/page/modules/habitats2.html. This introduces chn to different habitats and what each animal needs to survive in each habitat.</p><p>Recap Africa as a continent and locate where it is.</p><p>Discuss habitats within Africa such as the Savannah and habitats within England such as the Woodland.</p><p>Discuss why specific animals and plants would be best suited to each habitat.</p><p>Use heading for each animal and sentences to describe how they survive in their habitat.</p></td>	Monday	● ● ● ● ●	Tuesday	● ● ● ● ● ● ● ●	Wednesday	● ●	<p>Science:</p> <p>Recap habitats by playing the habitat game https://368.stem.org.uk/Human%20and%20Animal%20Habitats/page/modules/habitats2.html. This introduces chn to different habitats and what each animal needs to survive in each habitat.</p> <p>Recap Africa as a continent and locate where it is.</p> <p>Discuss habitats within Africa such as the Savannah and habitats within England such as the Woodland.</p> <p>Discuss why specific animals and plants would be best suited to each habitat.</p> <p>Use heading for each animal and sentences to describe how they survive in their habitat.</p>
Monday	● ● ● ● ●								
Tuesday	● ● ● ● ● ● ● ●								
Wednesday	● ●								

Week beginning 1st March 2021- Year 2 Home Learning Grid



See Tuesday Resources to help match the prepositions to the picture.

An example of retell of this part using prepositions:

Jamina walked over the leaves then **through** the river towards the trees that sat behind the mist above the river. She looked **up** and could see birds flying **behind** the trees in the sunset sky. Behind the silhouette trees the sun was setting and reflecting on the river. The clouds drifted **in front** of the sun and the water ran through her toes and eventually she reached the African bush.

Wednesday

An important skill in Year 2 is to re-draft and improve writing – evaluating own work and think about how it can be improved.

Today we would like you to re-draft what you wrote yesterday, when you used prepositions to retell part of a story however this time adding adjectives to describe. You could really challenge yourself and add similes, expanded noun phrases etc. All of the skills we have learned so far!

The third set of problems involve using money to buy toys and fruit and working out whether you need to add, subtract or multiply...

Art:


Show children a range of African art including different techniques such as, oil paintings, sketches, pattern and pointillism.

Display examples of tribal masks and explore.

Ask children what they can discuss about each tribal mask. What gives it a good effect?

Week beginning 1st March 2021- Year 2 Home Learning Grid

Before you begin look carefully at the pictures and think of all the adjectives you could include – then write them into you retell.



Jamina walked over the **green** leaves that **crunched** between her toes. Then **through** the **warm, opaque** river towards the **tall** trees that sat behind the mist **above** the river. She looked **up** and could see **swooping** birds **squawking** **behind** the trees in the **orange, sunset** sky. Behind the **silhouette** trees that **stood proud**, the sun was setting and reflecting on the river. The **dull, fluffy** clouds drifted **in front** of the **large** sun which **looked like a ball of lava**. The water ran through her **small** toes as she excitedly walked towards the African bush.

1 Mary makes toys

- On Monday she makes 7 toys.
- On Tuesday she makes 8 toys.

By Wednesday she has to make 20 toys in total.

How many toys does Mary need to make on Wednesday?



2 Tom has £20



Melon
£2 each

He buys 7 melons.

How much money does he have left?

3 Circle 3 numbers that sum to 12

6 5 4 3 2 1




See attached resources for worksheet.

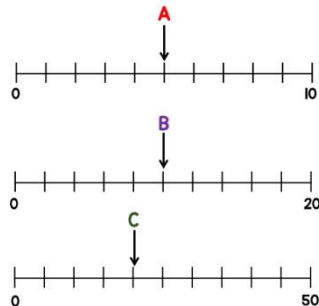


Discuss pointillism as a technique of painting – using cotton buds and the ends of paintbrushes. Pointillism is dots used to create a pattern.

Chn to create own tribal mask and design their own pointillism pattern to cover the front of the mask. Chn to cut out shape and holes for eyes when finished. (see resources)

Discuss what colours are being used and why? Why do they think this is most effective?



Week beginning 1st March 2021- Year 2 Home Learning Grid

Thursday	<p>Negative and Positive Adjectives:</p> <p>Adjectives are words that we use to describe. Often authors will use adjectives to help the reader understand how characters are feeling therefore will use dull/negative adjectives during some parts of stories e.g. dark, dingy, desperate. Moreover, they could use positive adjectives to help readers infer how characters are feeling e.g. beautiful, colourful, joyful.</p> <p>Your first task is to sort the adjectives (on Thursday literacy resources into positive and negative).</p> <p>On this picture Jamina is having a positive experience – she is happy and playing. Can you retell this part using positive adjectives?</p> <p>For example:</p> <p>Jamina felt so excited, she couldn't wait to be a hunter! She played happily in the bright, colourful and amazing African bush. She heard a harmonising tweet from a joyful bird that flew beautifully around her. The soft, green grass ran through her tiny feet.</p>	<p>The fourth set of problems involves looking at number lines and identifying what values each letter will be and also some more reasoning activities to train your brain!!</p> <p>1 Given that $A + B = C$ Draw an arrow pointing to C</p>  <p>2 Amir has a box of 50 counters. 12 of the counters are red. 17 of the counters are blue. The rest of the counters are yellow. Which coloured counter are there more of?</p> <p>3  When I share my stickers between me and my 4 friends, we all get 7 stickers.</p> <p>How many stickers did Lisa share out?</p> <p>See attached resources for worksheet.</p>	<p>R:E What is Lent? What is Lent? - BBC Bitesize Can you write sentences to describe lent? Why is it important to Christians?</p> <p>The Colour Purple</p> <p>The priest wears purple garments and a purple cloth is placed on the altar during Lent.</p> <p>Why?</p> <ul style="list-style-type: none"> Purple symbolises both pain and suffering leading up to the crucifixion of Jesus. It also symbolises the suffering of all humans and the world under sin. Purple is also the colour of royalty. This reminds people that Jesus is King.  <p>Colour the Candle Purple – and explain why it is an important colour during lent.</p>

Week beginning 1st March 2021- Year 2 Home Learning Grid

Friday

Negative and Positive Adjectives:

Yesterday we thought carefully about the impact negative and positive adjectives can have on a reader to help feel how the character is feeling. Using your work from yesterday try to write this part of the story using negative adjectives:

On this picture Jamina is having a negative experience – she has wandered too far into the bush and lost her grandfather.



Use the negative adjectives and negative adjectives of your own to write a retell of this part of the story.

Example:

Jamina wandered too far into the African bush, she felt sweat dripping down her head from the heavy afternoon heat. She could hear a deafening, mournful cry echo from deep inside the bush. The

The fifth set of problems involves addition and subtraction, measurement and multiplication and division.

1 Which of these are equal to 15?

$$10 + 5$$

$$5 + 5 + 5$$

$$20 - 5$$

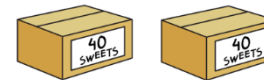
$$1 + 5$$

2 A rope measures 30 metres.



The rope is cut into 10 equal sized pieces.
What is the total length of 5 of these pieces?

3 Danny has two boxes of sweets.



He puts the sweets into smaller bags.

There are 5 in each bag.



How many bags can D sweets?



See attached resources for worksheet.

PSHE

During PSHE we are going to be thinking about ways we learning best:

We would like you to have a go at making this below – You can try it in different ways and decide how you learnt best...

For example: with a sibling, grown up

On your own

Watching the video then having a go

Watching the video and having a go during

Watching someone the you having a go

[Origami for Kids - Origami Dog Tutorial \(Very Easy\) - YouTube](#)

P.E

[Jump Start Jonny](#)

Try some jump start Jonny or P.E with Joe to keep you active!

[Jack And The Beanstalk 🧛 | A Cosmic Kids Yoga Adventure \(App Preview\) - YouTube](#)

Yoga

Week beginning 1st March 2021- Year 2 Home Learning Grid

	<p>cry sounded desperate. She was terrified. She was worried. But Jamina knew she needed to help whatever lay in the African bush. Further and further she paced into the African bush. She felt her heart beat pumping beneath her chest. Sly predators hung above her stalking her every move. She could hear her heavy breath and all around she sensed danger. Further and further she went...</p>		
--	--	--	--

Remember for every piece of work you submit you will receive dojo points!!!